
WIRING HARNESS CONFIGURATION DIAGRAMS

CONTENTS

ENGINE COMPARTMENT

MPI-SOHC <L.H. drive vehicles>	2-2
MPI-SOHC <R.H. drive vehicles>	2-6
GDI <L.H. drive vehicles>	2-10
GDI <R.H. drive vehicles>	2-14
Diesel <F9Q-L.H. drive vehicles>	2-18
Diesel <F9Q-R.H. drive vehicles>	2-22

DASH PANEL

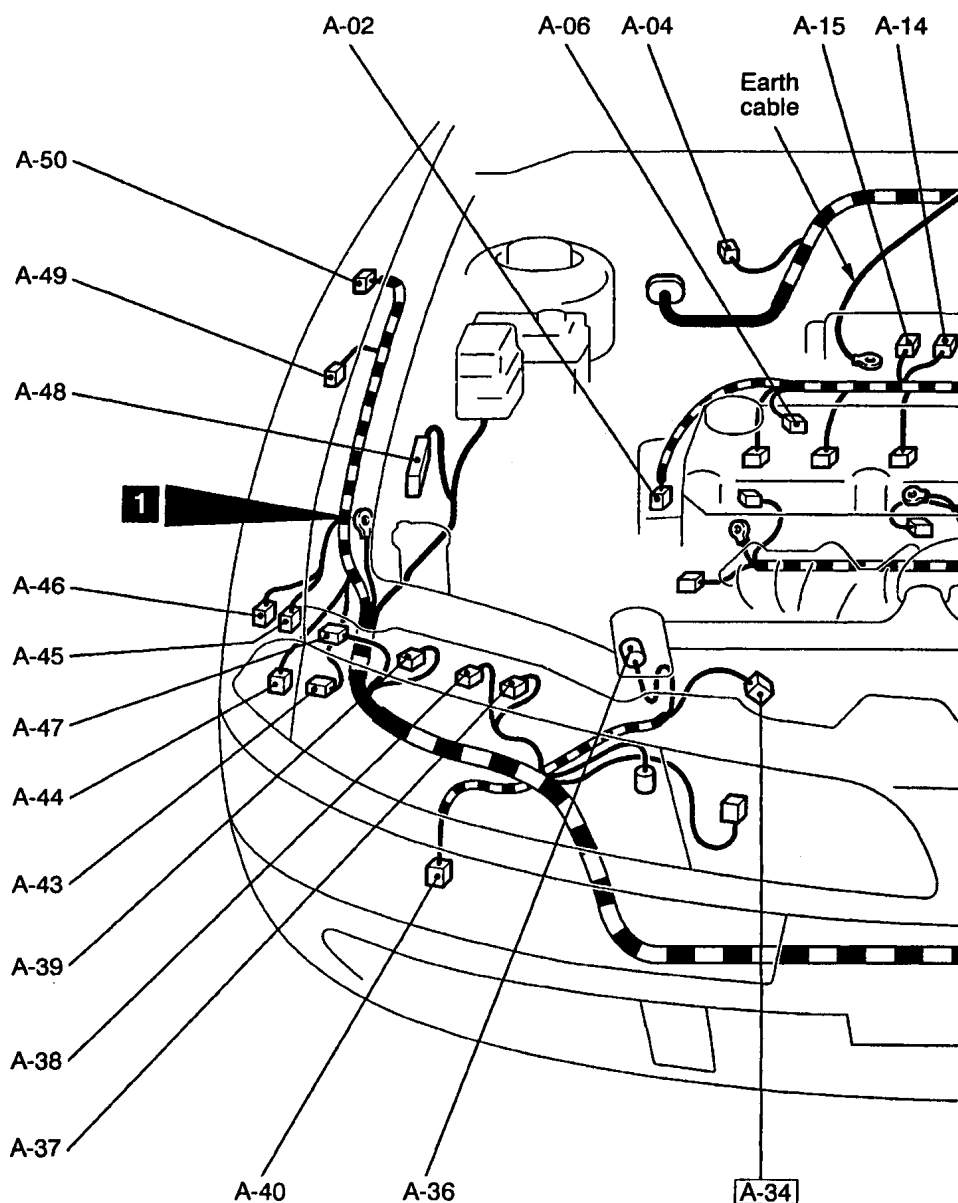
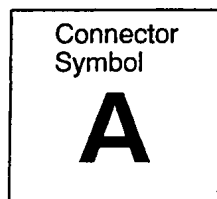
L.H. drive vehicles	2-26
R.H. drive vehicles	2-32

FLOOR AND ROOF

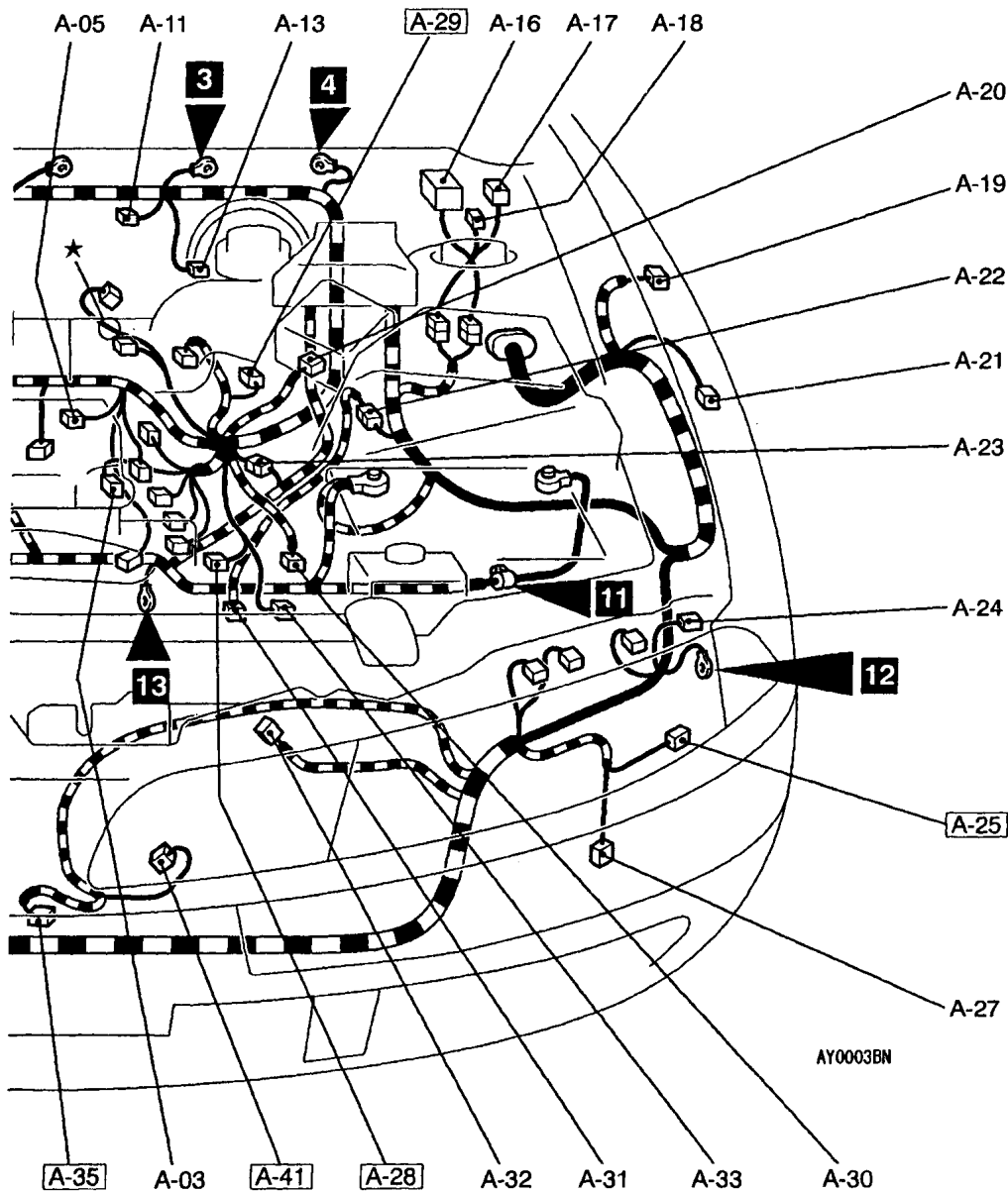
L.H. drive vehicles	2-38
R.H. drive vehicles	2-40

ENGINE COMPARTMENT

MPI-SOHC <L.H. drive vehicles>



A-02 (3-GR)	Crank angle sensor	A-19 (2-B)	Side turn signal lamp (LH)
A-03 (3-B)	Camshaft position sensor	A-20 (7-B)	Air flow sensor
A-04 (5-B)	Windshield wiper motor	A-21 (2-B)	Front speed sensor (LH) <ABS>
A-05 (3-GR)	Ignition coil B	A-22 (10-B)	Front wiring harness and control wiring harness combination
A-06 (3-GR)	Ignition coil A	A-23 (4-B)	Control wiring harness and battery cable assembly combination
A-11 (1-L)	Engine speed detection connector	A-24 (2-B)	Front turn signal lamp (LH)
A-13 (2-B)	Brake fluid level sensor	<u>A-25</u> (2-B)	Horn (LO)
A-14 (2-B)	Purge control solenoid valve	A-27 (2-GR)	Front fog lamp (LH)
A-15 (2-BR)	EGR solenoid valve	<u>A-28</u> (3-B)	Input shaft speed sensor <A/T>
A-16 (12)	DRL-ECU	<u>A-29</u> (3-GR)	Output shaft speed sensor <A/T>
A-17 (4)	DRL relay 1		
A-18 (4)	DRL relay 2		



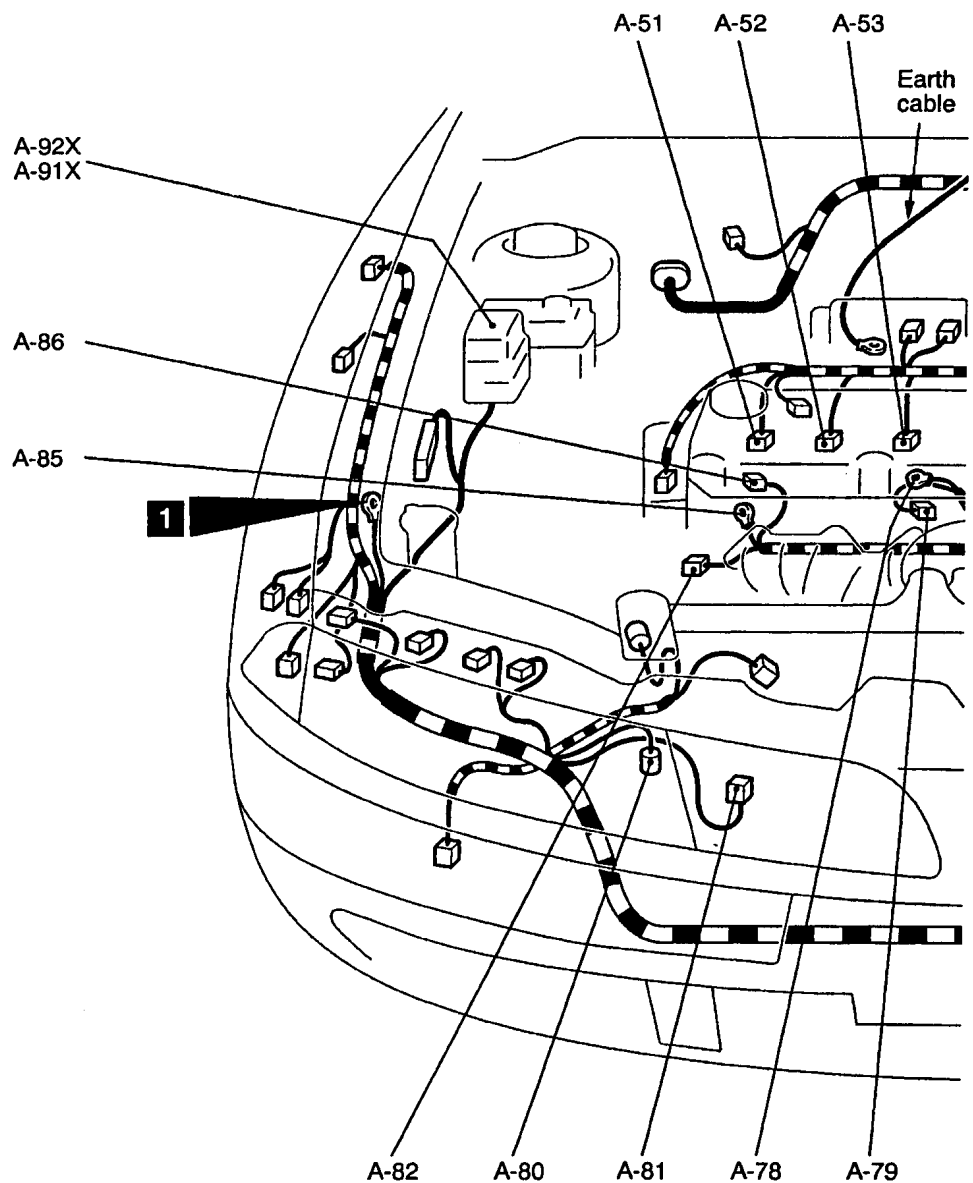
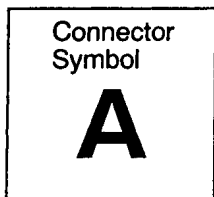
A-30 (10-GR)	ELC-4A/T control solenoid valve
A-31 (2-G)	Back-up lamp switch <M/T>
A-32 (2-B)	Radiator fan motor
A-33 (10-B)	Inhibitor switch <A/T>
A-34 (4-GR)	Condenser fan motor
A-35 (2-BR)	Outside thermo sensor
A-36 (1)	Power steering oil pressure switch
A-37 (2-B)	Position lamp (RH)
A-38 (3-B)	Headlamp (RH)
A-39 (3-B)	Headlamp leveling unit (RH)
A-40 (2-GR)	Front fog lamp (RH)
A-41 (2-B)	Horn (H)

A-43 (2-BR)	Washer fluid level sensor
A-44 (2)	Headlamp washer motor
A-45 (2)	Rear washer motor
A-46 (2)	Windshield washer motor
A-47 (2-B)	Front turn signal lamp (RH)
A-48 (31-B)	ABS-ECU
A-49 (2-B)	Front speed sensor (RH) <ABS>
A-50 (2-B)	Side turn signal lamp (RH)

NOTE

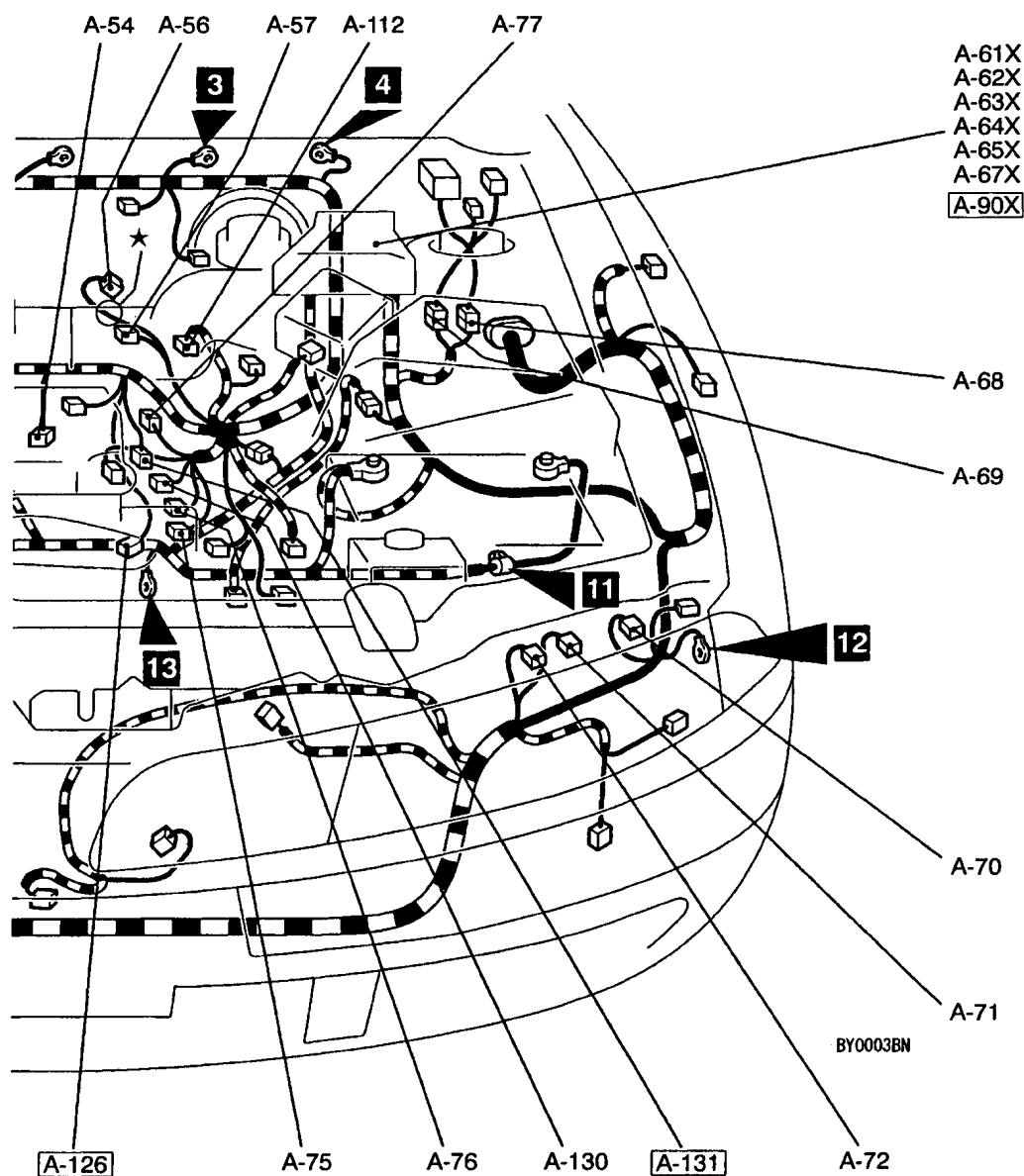
Connector numbers in are connector numbers which have been changed or added.

MPI-SOHC <L.H. drive vehicles>



A-51 (2-GR)	Injector No. 1
A-52 (2-GR)	Injector No. 2
A-53 (2-GR)	Injector No. 3
A-54 (2-GR)	Injector No. 4
A-56 (4-B)	Throttle position sensor
A-57 (6-B)	Idle speed control servo
A-61X (5)	Tail lamp relay <DRL>
A-62X (4)	Alternator relay
A-63X (5)	Radiator fan relay
A-64X (5)	Headlamp relay

A-65X (5)	Headlamp washer relay
A-67X (5)	Horn relay
A-68 (10-B)	Front wiring harness and DRL wiring harness combination
A-69 (10-B)	Front wiring harness and DRL wiring harness combination
A-70 (3-B)	Headlamp leveling unit (LH)
A-71 (3-B)	Headlamp (LH)
A-72 (2-B)	Position lamp (LH)
A-75 (1-B)	Engine coolant temperature gauge unit



A-76 (2-B)	Engine coolant temperature sensor
A-77 (2-GR)	Detonation sensor
A-78 (1)	Starter
A-79 (1-B)	Starter
A-80 (2-BR)	Dual pressure switch
A-81 (1-B)	A/C refrigerant temperature switch and magnetic clutch
A-82 (1-B)	Oil pressure switch
A-85 (1)	Alternator
A-86 (2)	Alternator
A-90X (5)	Condenser fan relay (LO)

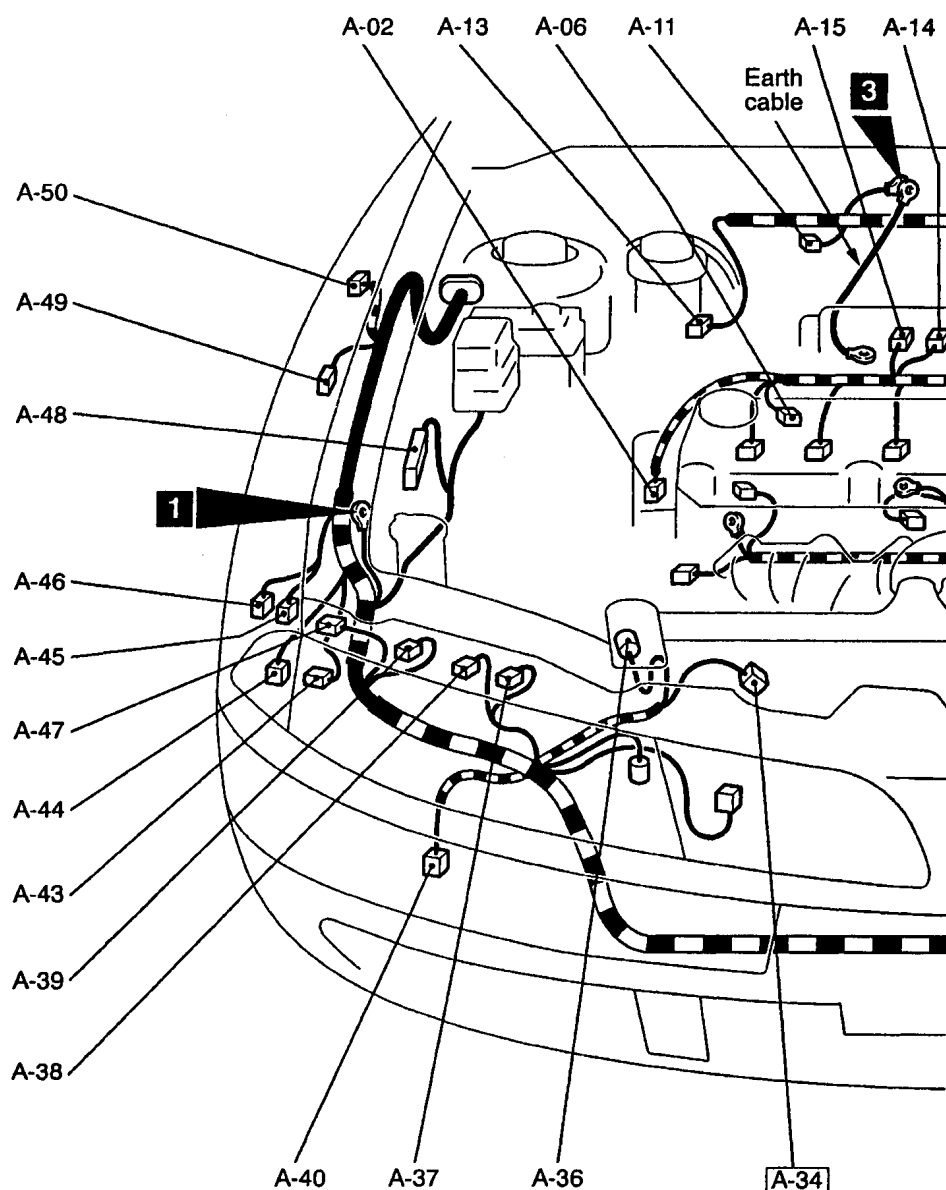
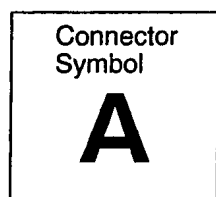
A-91X (5)	Condenser fan relay (HI)
A-92X (5)	A/C compressor relay
A-112 (3-B)	Vehicle speed sensor
A-126 (4-B)	Oxygen sensor (Front)
A-130 (1-B)	Capacitor
A-131 (4-B)	Ignition failure sensor

NOTE

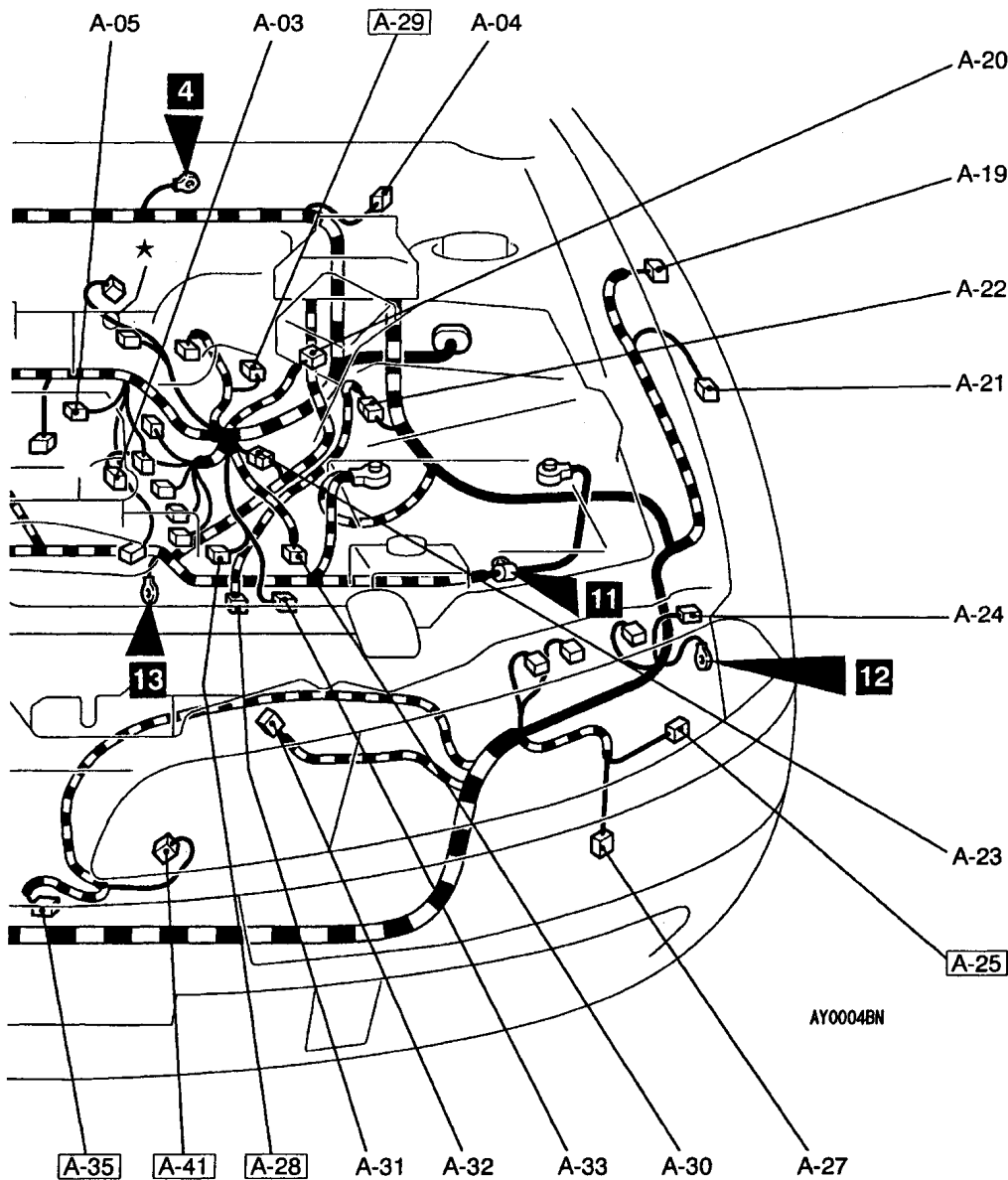
Connector numbers in are connector numbers which have been changed or added.

ENGINE COMPARTMENT

MPI-SOHC <R.H. drive vehicles>



A-02 (3-GR)	Crank angle sensor	A-21 (2-B)	Front speed sensor (LH) <ABS>
A-03 (3-B)	Camshaft position sensor	A-22 (10-B)	Front wiring harness and control wiring harness combination
A-04 (5-B)	Windshield wiper motor	A-23 (4-B)	Control wiring harness and battery cable assembly combination
A-05 (3-GR)	Ignition coil B	A-24 (2-B)	Front turn signal lamp (LH)
A-06 (3-GR)	Ignition coil A	A-25 (2-B)	Horn (LO)
A-11 (1-L)	Engine speed detection connector	A-27 (2-GR)	Front fog lamp (LH)
A-13 (2-B)	Brake fluid level sensor	A-28 (3-B)	Input shaft speed sensor <A/T>
A-14 (2-B)	Purge control solenoid valve	A-29 (3-GR)	Output shaft speed sensor <A/T>
A-15 (2-BR)	EGR solenoid valve	A-30 (10-GR)	ELC-4A/T control solenoid valve
A-19 (2-B)	Side turn signal lamp (LH)		
A-20 (7-B)	Air flow sensor		



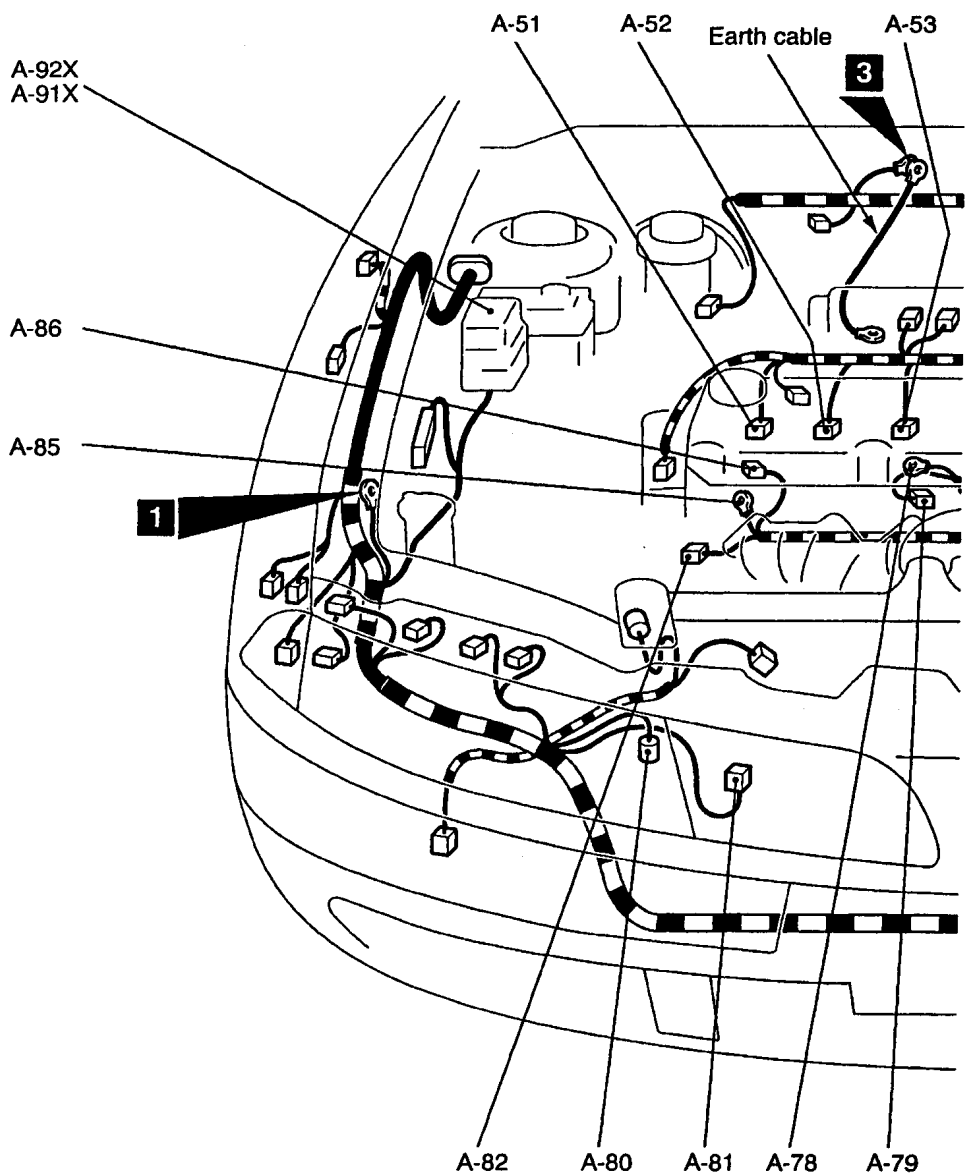
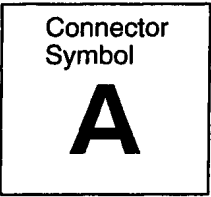
A-31 (2-G)	Back-up lamp switch <M/T>
A-32 (2-B)	Radiator fan motor
A-33 (10-B)	Inhibitor switch <A/T>
<u>A-34</u> (4-GR)	Condenser fan motor
<u>A-35</u> (2-BR)	Outside thermo sensor
A-36 (1)	Power steering oil pressure switch
A-37 (2-B)	Position lamp (RH)
A-38 (3-B)	Headlamp (RH)
A-39 (3-B)	Headlamp leveling unit (RH)
A-40 (2-GR)	Front fog lamp (RH)
<u>A-41</u> (2-B)	Horn (HI)
A-43 (2-BR)	Washer fluid level sensor

A-44 (2)	Headlamp washer motor
A-45 (2)	Rear washer motor
A-46 (2)	Windshield washer motor
A-47 (2-B)	Front turn signal lamp (RH)
A-48 (31-B)	ABS-ECU
A-49 (2-B)	Front speed sensor (RH) <ABS>
A-50 (2-B)	Side turn signal lamp (RH)

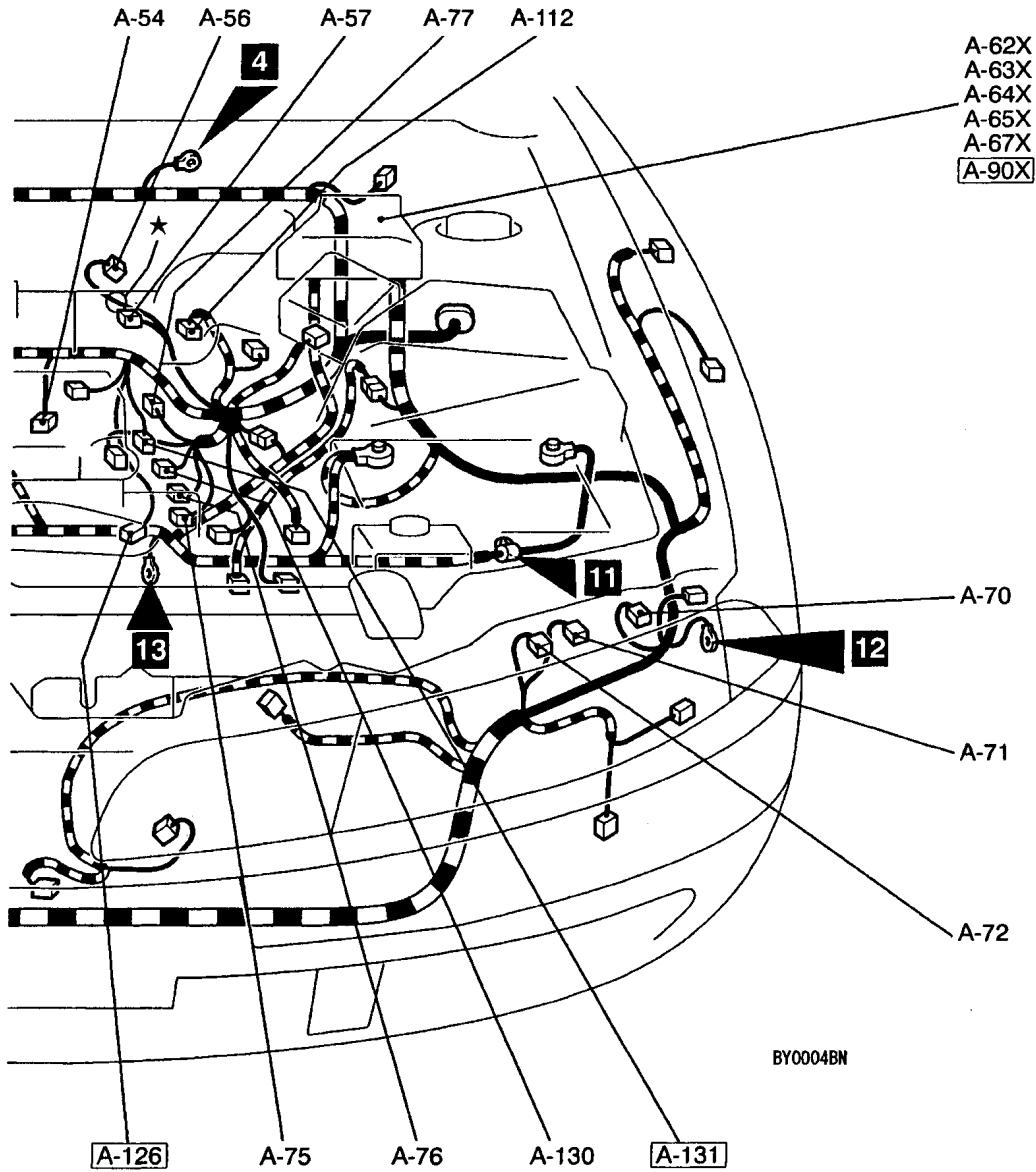
NOTE

Connector numbers in are connector numbers which have been changed or added.

MPI-SOHC <R.H. drive vehicles>



A-51 (2-GR)	Injector No. 1	A-65X (5)	Headlamp washer relay
A-52 (2-GR)	Injector No. 2	A-67X (5)	Horn relay
A-53 (2-GR)	Injector No. 3	A-70 (3-B)	Headlamp leveling unit (LH)
A-54 (2-GR)	Injector No. 4	A-71 (3-B)	Headlamp (LH)
A-56 (4-B)	Throttle position sensor	A-72 (2-B)	Position lamp (LH)
A-57 (6-B)	Idle speed control servo	A-75 (1-B)	Engine coolant temperature gauge unit
A-62X (4)	Alternator relay	A-76 (2-B)	Engine coolant temperature sensor
A-63X (5)	Radiator fan relay	A-77 (2-GR)	Detonation sensor
A-64X (5)	Headlamp relay	A-78 (1)	Starter



A-79 (1-B)	Starter
A-80 (2-BR)	Dual pressure switch
A-81 (1-B)	A/C refrigerant temperature switch and magnetic clutch
A-82 (1-B)	Oil pressure switch
A-85 (1)	Alternator
A-86 (2)	Alternator
A-90X (5)	Condenser fan relay (LO)
A-91X (5)	Condenser fan relay (HI)

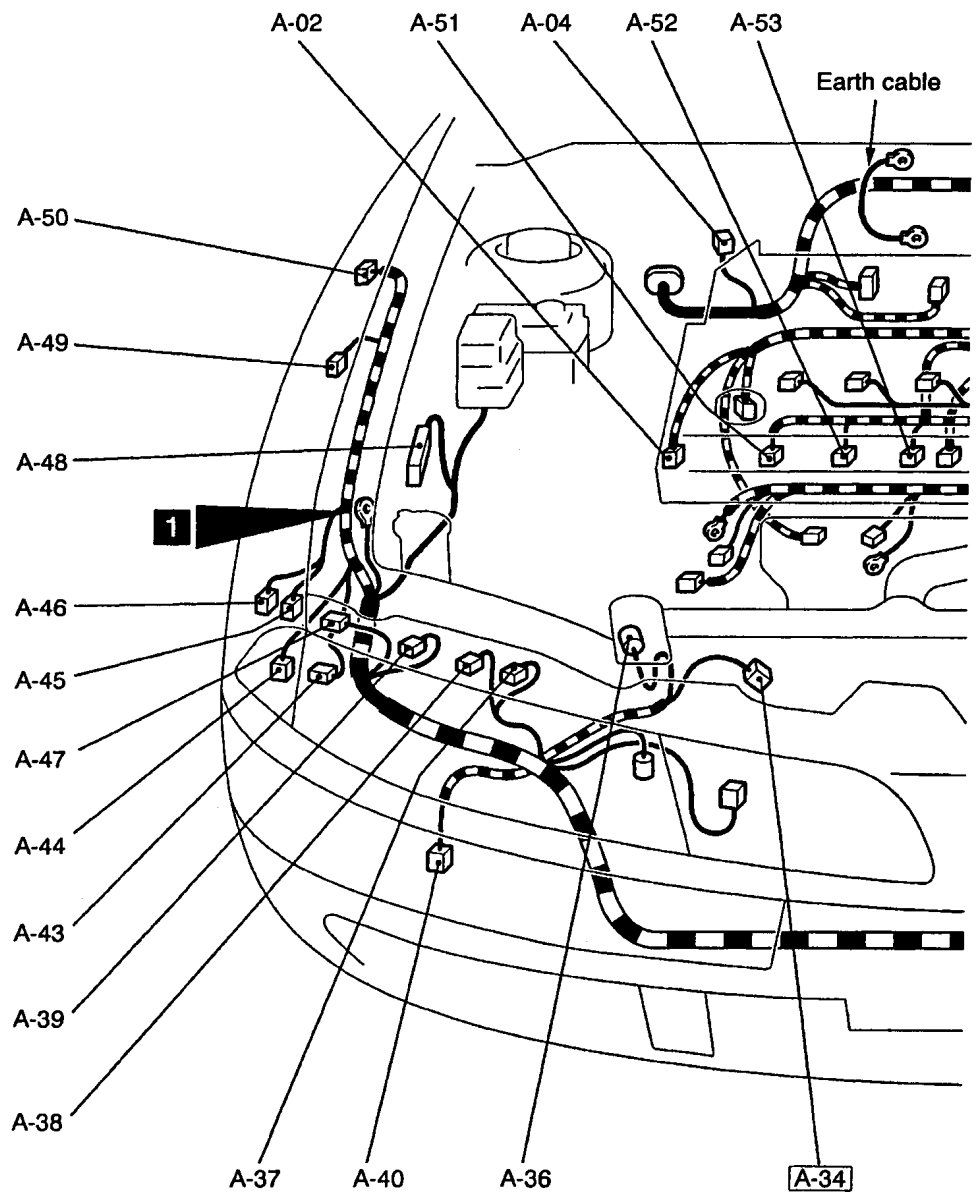

A-92X (5)	A/C compressor relay
A-112 (3-B)	Vehicle speed sensor
A-126 (4-B)	Oxygen sensor (Front)
A-130 (1-B)	Capacitor
A-131 (4-B)	Ignition failure sensor

NOTE

Connector numbers in are connector numbers which have been changed or added.

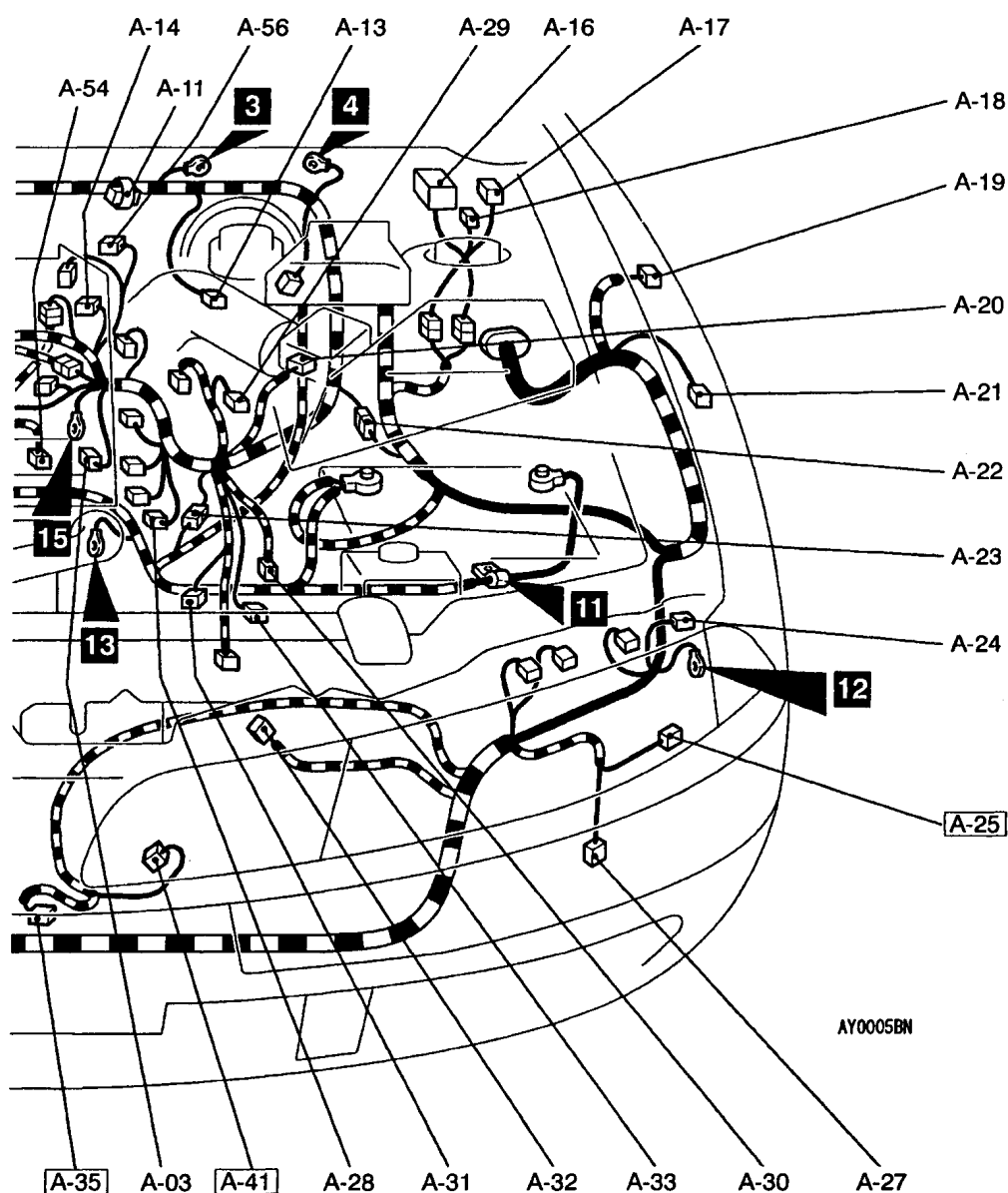
ENGINE COMPARTMENT

GDI <L.H. drive vehicles>



A-02 (3-GR) Crank angle sensor
 A-03 (3-B) Camshaft position sensor
 A-04 (5-B) Windshield wiper motor
 A-11 (1-L) Engine speed detection connector
 A-13 (2-B) Brake fluid level sensor
 A-14 (2-B) Purge control solenoid valve
 A-16 (12) DRL-ECU
 A-17 (4) DRL relay 1
 A-18 (4) DRL relay 2
 A-19 (2-B) Side turn signal lamp (LH)
 A-20 (7-B) Air flow sensor
 A-21 (2-B) Front speed sensor (LH) <ABS>

A-22 (10-B) Front wiring harness and control wiring harness combination
 A-23 (6-B) Control wiring harness and battery cable assembly combination
 A-24 (2-B) Front turn signal lamp (LH)
 A-25 (2-B) Horn (LO)
 A-27 (2-GR) Front fog lamp (LH)
 A-28 (3-B) Input shaft speed sensor <A/T>
 A-29 (3-GR) Output shaft speed sensor <A/T>
 A-30 (10-GR) ELC-4A/T control solenoid valve
 A-31 (2-B) Back-up lamp switch <M/T>
 A-32 (2-B) Radiator fan motor



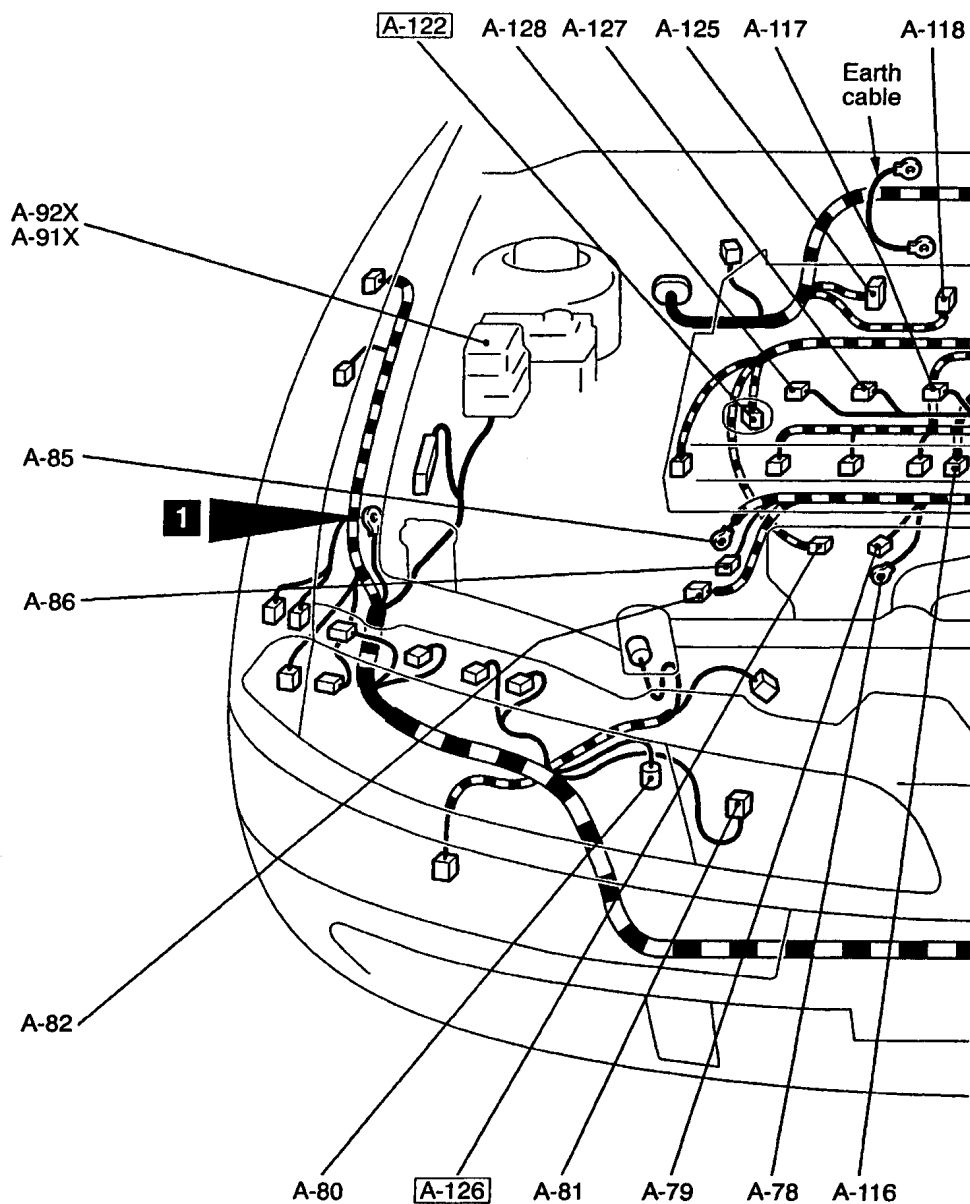
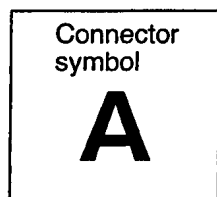
A-33 (10-B)	Inhibitor switch <A/T>
<u>A-34</u> (4-GR)	Condenser fan motor
<u>A-35</u> (2-BR)	Outside thermo sensor
A-36 (1)	Power steering oil pressure switch
A-37 (2-B)	Position lamp (RH)
A-38 (3-B)	Headlamp (RH)
A-39 (3-B)	Headlamp leveling unit (RH)
A-40 (2-GR)	Front fog lamp (RH)
<u>A-41</u> (2-B)	Horn (H)
A-43 (2-BR)	Washer fluid level sensor
A-44 (2)	Headlamp washer motor
A-45 (2)	Rear washer motor
A-46 (2)	Windshield washer motor

A-47 (2-B)	Front turn signal lamp (RH)
A-48 (31-B)	ABS-ECU
A-49 (2-B)	Front speed sensor (RH) <ABS>
A-50 (2-B)	Side turn signal lamp (RH)
A-51 (2-GR)	Injector No. 1
A-52 (2-GR)	Injector No. 2
A-53 (2-GR)	Injector No. 3
A-54 (2-GR)	Injector No. 4
A-56 (4-B)	Throttle position sensor

NOTE

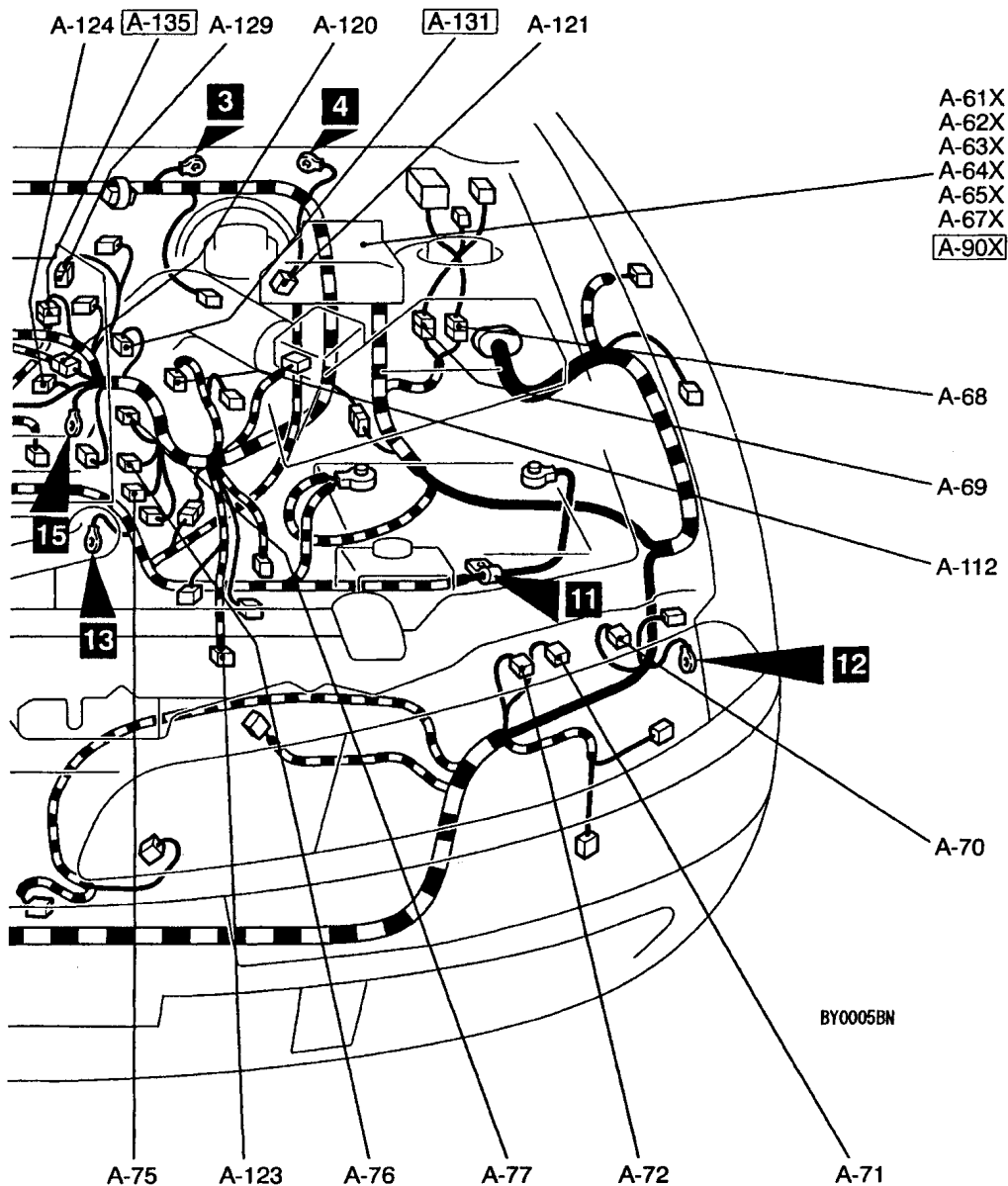
Connector numbers in are connector numbers which have been changed or added.

GDI <L.H. drive vehicles>



A-61X (5)	Tail lamp relay <DRL>
A-62X (4)	Alternator relay
A-63X (5)	Radiator fan relay
A-64X (5)	Headlamp relay
A-65X (5)	Headlamp washer relay
A-67X (5)	Horn relay
A-68 (10-B)	Front wiring harness and DRL wiring harness combination
A-69 (10-B)	Front wiring harness and DRL wiring harness combination
A-70 (3-B)	Headlamp leveling unit (LH)
A-71 (3-B)	Headlamp (LH)

A-72 (2-B)	Position lamp (LH)
A-75 (1-B)	Engine coolant temperature gauge unit
A-76 (2-B)	Engine coolant temperature sensor
A-77 (2-GR)	Detonation sensor
A-78 (1)	Starter
A-79 (1-B)	Starter
A-80 (2-BR)	Dual pressure switch
A-81 (1-B)	A/C refrigerant temperature switch and magnetic clutch
A-82 (1-B)	Oil pressure switch
A-85 (1)	Alternator
A-86 (4-DG)	Alternator



- | | |
|--------------------|--|
| A-90X (5) | Condenser fan relay (LO) |
| A-91X (5) | Condenser fan relay (HI) |
| A-92X (5) | A/C compressor relay |
| A-112 (3-B) | Vehicle speed sensor |
| A-116 (6-DG) | EGR servo |
| A-117 (26-B) | Injector driver |
| A-118 (4-GR) | Injector driver control relay |
| A-120 (8-B) | Control wiring harness and injector wiring harness combination |
| A-121 (3-B) | Brake vacuum sensor |
| A-122 (3-B) | Fuel pressure sensor |
| A-123 (2-GR) | M/T oil temperature sensor |
| A-124 (3-GR) | Ignition coil 4 |

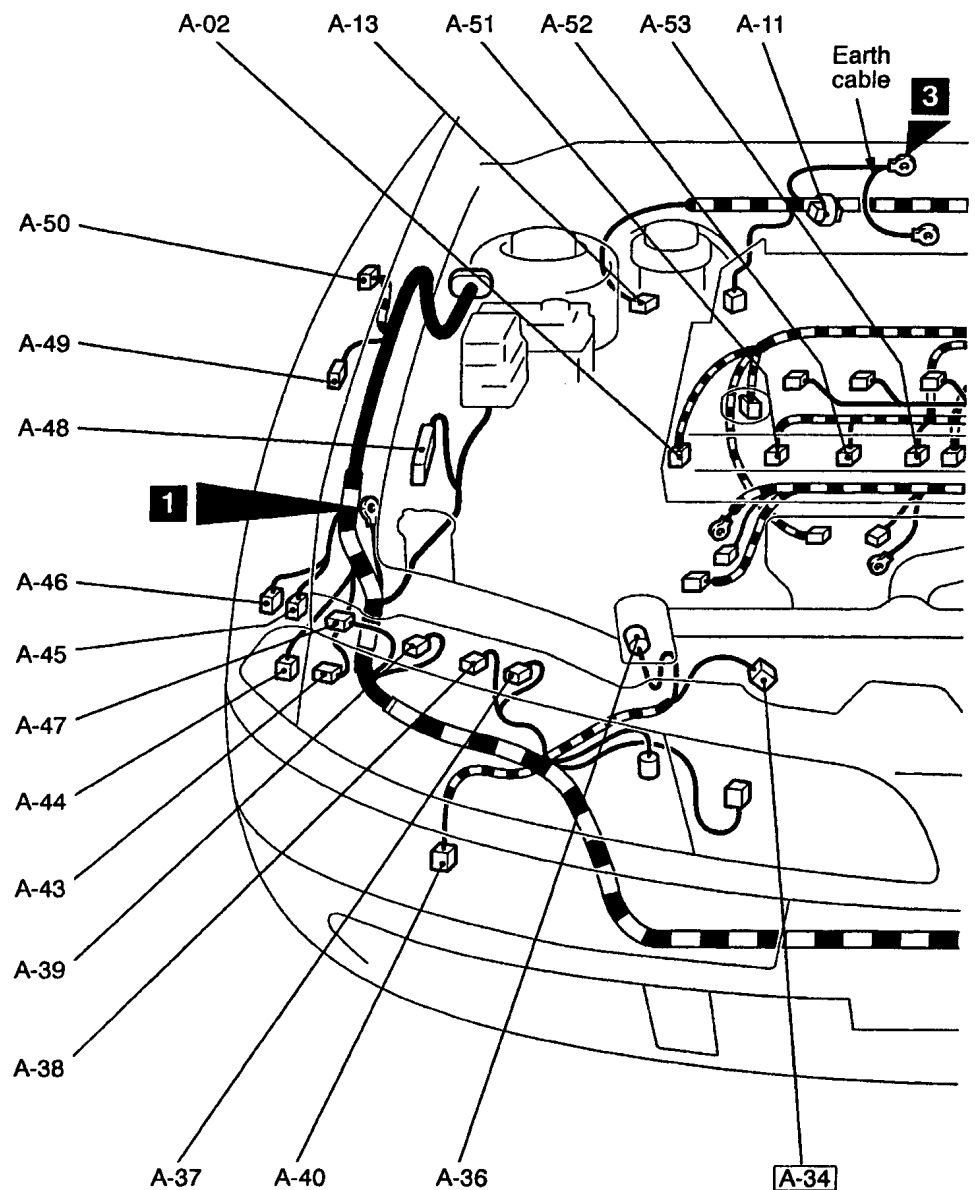
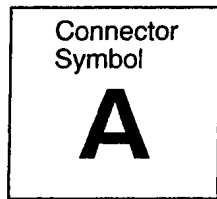
- A-125 (3-GR) Ignition coil 3
- A-126** (4-B) Oxygen sensor (Front)
- A-127 (3-GR) Ignition coil 2
- A-128 (3-GR) Ignition coil 1
- A-129 (4-DG) Throttle control servo
- A-131** (4-B) Ignition failure sensor
- A-135** (6-B) EGR wiring harness and control wiring harness combination

NOTE

Connector numbers in are connector numbers which have been changed or added.

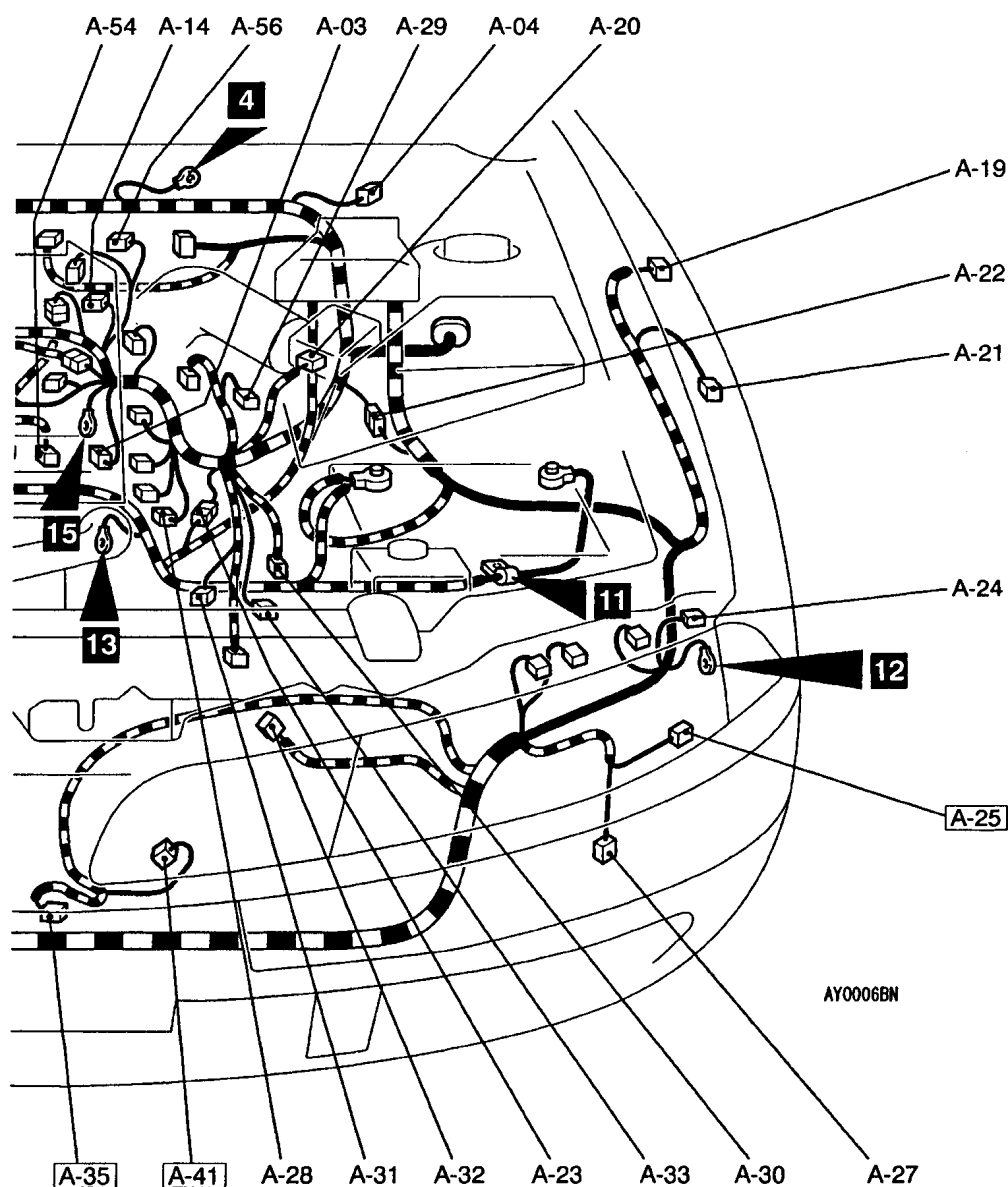
ENGINE COMPARTMENT

GDI <R.H. drive vehicles>



A-02 (3-GR)	Crank angle sensor
A-03 (3-B)	Camshaft position sensor
A-04 (5-B)	Windshield wiper motor
A-11 (1-L)	Engine speed detection connector
A-13 (2-B)	Brake fluid level sensor
A-14 (2-B)	Purge control solenoid valve
A-19 (2-B)	Side turn signal lamp (LH)
A-20 (7-B)	Air flow sensor
A-21 (2-B)	Front speed sensor (LH) <ABS>
A-22 (10-B)	Front wiring harness and control wiring harness combination

A-23 (6-B)	Control wiring harness and battery cable assembly combination
A-24 (2-B)	Front turn signal lamp (LH)
A-25 (2-B)	Horn (LO)
A-27 (2-GR)	Front fog lamp (LH)
A-28 (3-B)	Input shaft speed sensor <A/T>
A-29 (3-GR)	Output shaft speed sensor <A/T>
A-30 (10-GR)	ELC-4A/T control solenoid valve
A-31 (2-B)	Back-up lamp switch <M/T>
A-32 (2-B)	Radiator fan motor
A-33 (10-B)	Inhibitor switch <A/T>
A-34 (4-GR)	Condenser fan motor



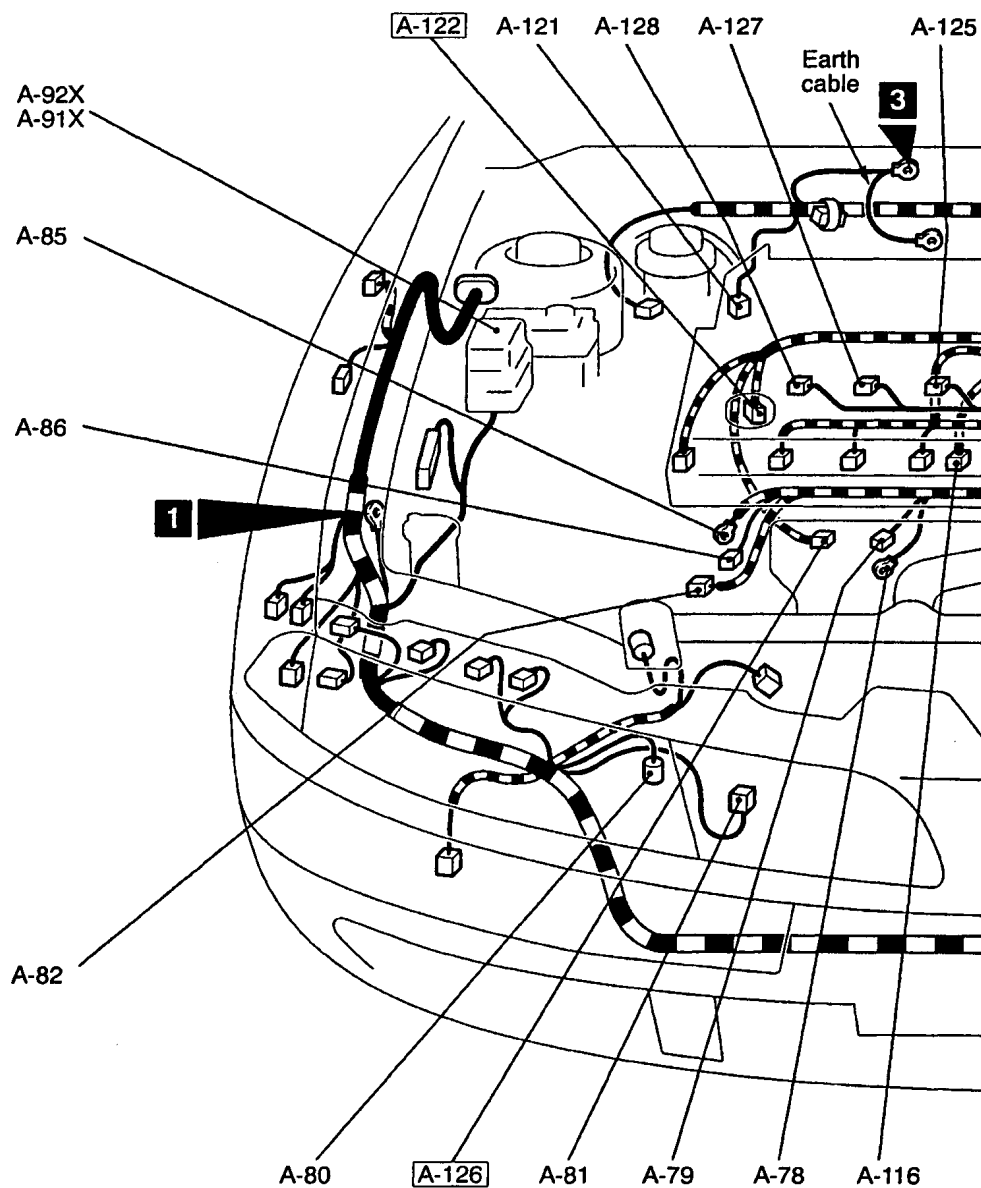
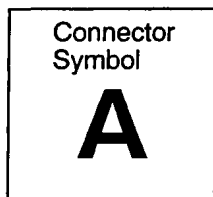
A-35 (2-BR)	Outside thermo sensor
A-36 (1)	Power steering oil pressure switch
A-37 (2-B)	Position lamp (RH)
A-38 (3-B)	Headlamp (RH)
A-39 (3-B)	Headlamp leveling unit (RH)
A-40 (2-GR)	Front fog lamp (RH)
A-41 (2-B)	Horn (H)
A-43 (2-BR)	Washer fluid level sensor
A-44 (2)	Headlamp washer motor
A-45 (2)	Rear washer motor
A-46 (2)	Windshield washer motor
A-47 (2-B)	Front turn signal lamp (RH)

A-48 (31-B)	ABS-ECU
A-49 (2-B)	Front speed sensor (RH) <ABS>
A-50 (2-B)	Side turn signal lamp (RH)
A-51 (2-GR)	Injector No. 1
A-52 (2-GR)	Injector No. 2
A-53 (2-GR)	Injector No. 3
A-54 (2-GR)	Injector No. 4
A-56 (4-B)	Throttle position sensor

NOTE

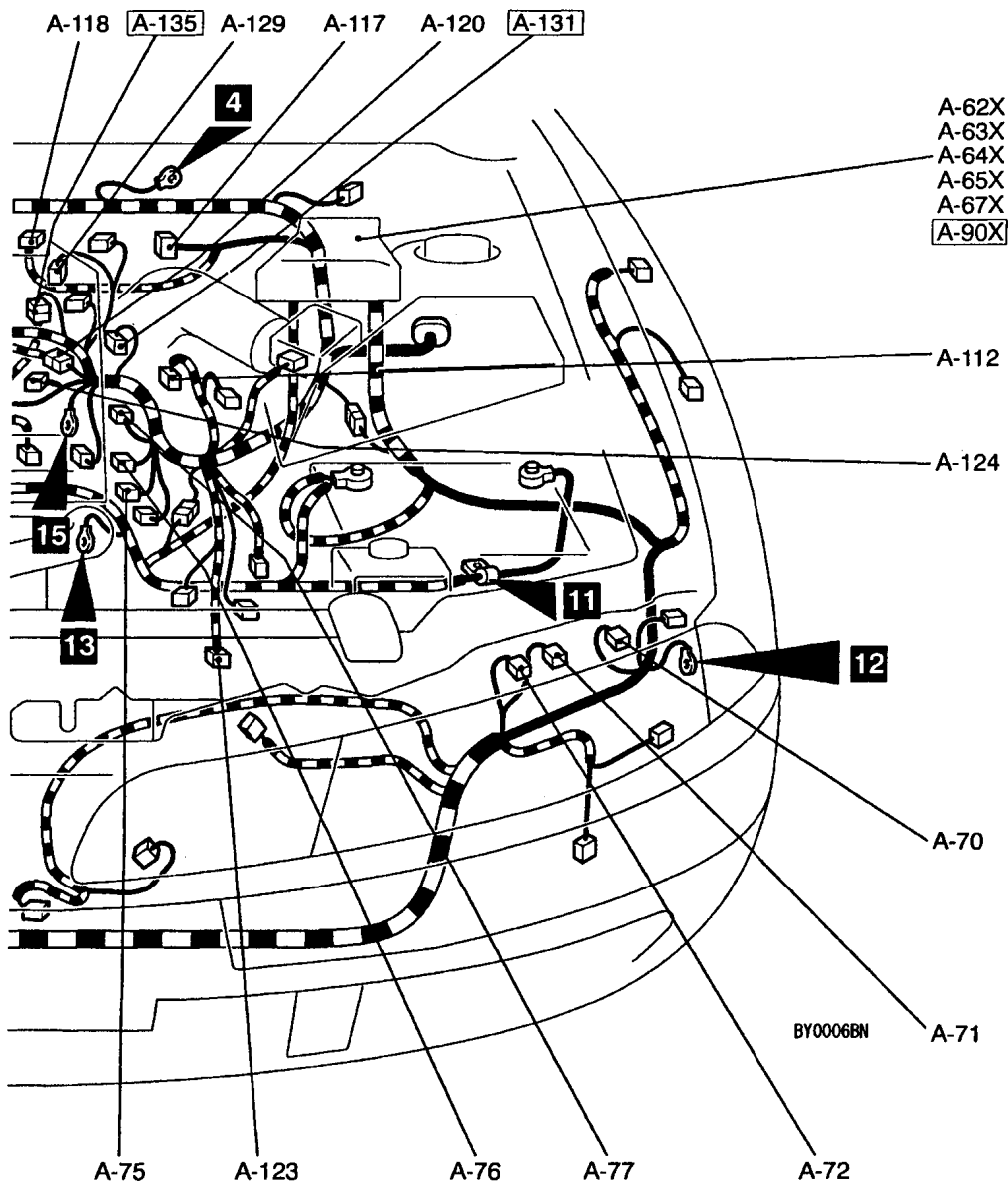
Connector numbers in are connector numbers which have been changed or added.

GDI <R.H. drive vehicles>



A-62X (4)	Alternator relay
A-63X (5)	Radiator fan relay
A-64X (5)	Headlamp relay
A-65X (5)	Headlamp washer relay
A-67X (5)	Horn relay
A-70 (3-B)	Headlamp leveling unit (LH)
A-71 (3-B)	Headlamp (LH)
A-72 (2-B)	Position lamp (LH)
A-75 (1-B)	Engine coolant temperature gauge unit
A-76 (2-B)	Engine coolant temperature sensor
A-77 (2-GR)	Detonation sensor

A-78 (1)	Starter
A-79 (1-B)	Starter
A-80 (2-BR)	Dual pressure switch
A-81 (1-B)	A/C refrigerant temperature switch and magnetic clutch
A-82 (1-B)	Oil pressure switch
A-85 (1)	Alternator
A-86 (4-DG)	Alternator
A-90X (5)	Condenser fan relay (LO)
A-91X (5)	Condenser fan relay (HI)
A-92X (5)	A/C compressor relay



A-112 (3-B) Vehicle speed sensor
 A-116 (6-DG) EGR servo
 A-117 (26-B) Injector driver
 A-118 (4-GR) Injector driver control relay
 A-120 (8-B) Control wiring harness and injector wiring harness combination
 A-121 (3-B) Brake vacuum sensor
 A-122 (3-B) Fuel pressure sensor
 A-123 (2-GR) M/T oil temperature sensor
 A-124 (3-GR) Ignition coil 4
 A-125 (3-GR) Ignition coil 3

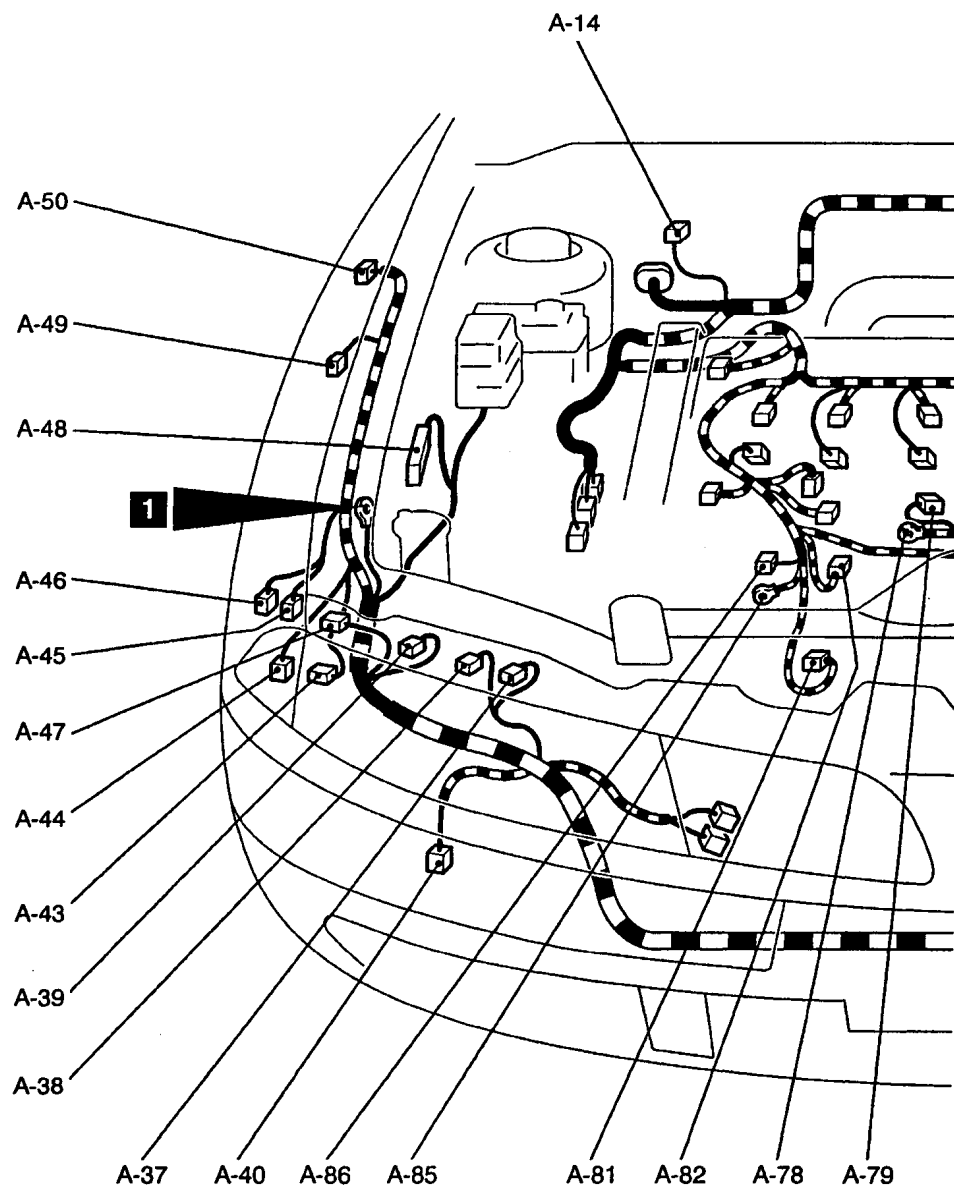
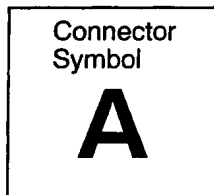
A-126 (4-B) Oxygen sensor (Front)
 A-127 (3-GR) Ignition coil 2
 A-128 (3-GR) Ignition coil 1
 A-129 (4-DG) Throttle control servo
 A-131 (4-B) Ignition failure sensor
 A-135 (6-B) EGR wiring harness and control wiring harness combination

NOTE

Connector numbers in are connector numbers which have been changed or added.

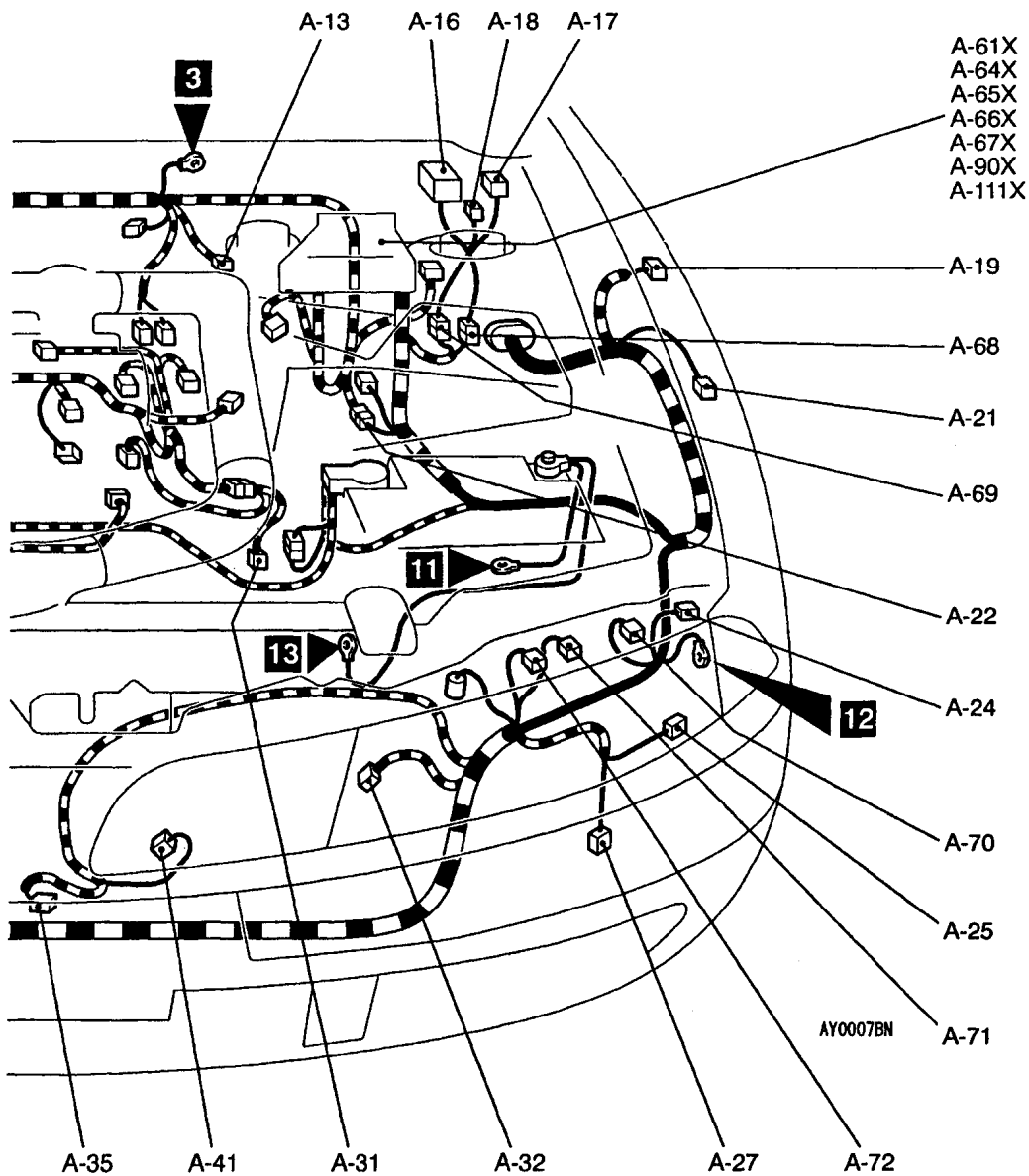
ENGINE COMPARTMENT

Diesel <F9Q-L.H. drive vehicles>



A-04 (5-B)	Windshield wiper motor
A-13 (2-B)	Brake fluid level sensor
A-16 (12)	DRL-ECU
A-17 (4)	DRL relay 1
A-18 (4)	DRL relay 2
A-19 (2-B)	Side turn signal lamp (LH)
A-21 (2-B)	Front speed sensor (LH) <ABS>
A-22 (12-B)	Front wiring harness and control wiring harness combination
A-24 (2-B)	Front turn signal lamp (LH)
A-25 (2-B)	Horn (LO)
A-27 (2-GR)	Front fog lamp (LH)
A-31 (2-B)	Back-up lamp switch

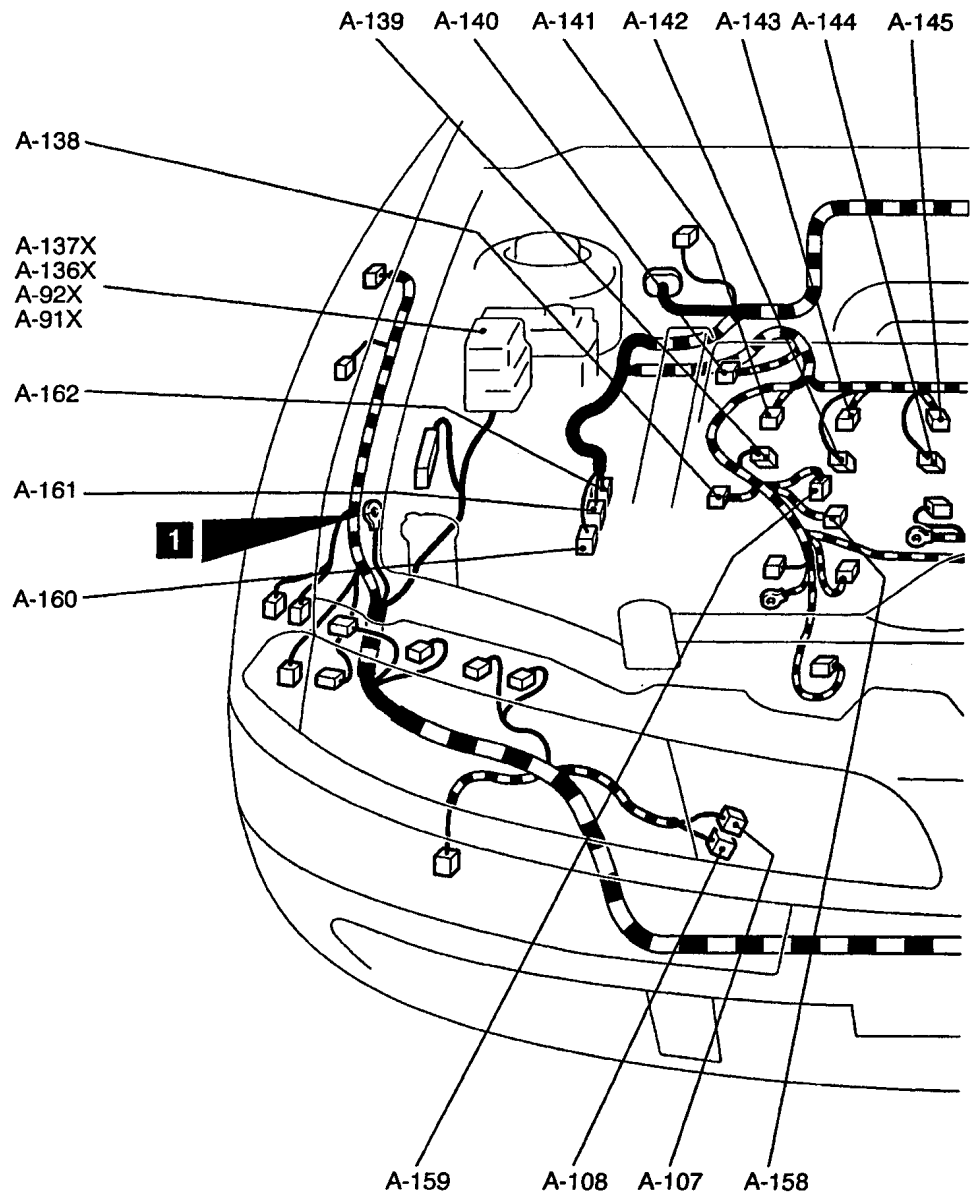
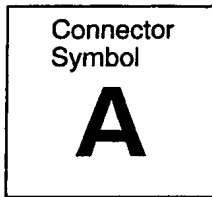
A-32 (4-DG)	Radiator fan motor
A-35 (2-BR)	Outside thermo sensor
A-37 (2-B)	Position lamp (RH)
A-38 (3-B)	Headlamp (RH)
A-39 (3-B)	Headlamp leveling unit (RH)
A-40 (2-GR)	Front fog lamp (RH)
A-41 (2-B)	Horn (HI)
A-43 (2-BR)	Washer fluid level sensor
A-44 (2)	Headlamp washer motor
A-45 (2)	Rear washer motor
A-46 (2)	Windshield washer motor
A-47 (2-B)	Front turn signal lamp (RH)
A-48 (31-B)	ABS-ECU



A-49 (2-B) Front speed sensor (RH) <ABS>
 A-50 (2-B) Side turn signal lamp (RH)
 A-61X (5) Tail lamp relay <DRL>
 A-64X (5) Headlamp relay
 A-65X (5) Headlamp washer relay
 A-66X (5) Fuel line heater relay
 A-67X (5) Horn relay
 A-68 (10-B) Front wiring harness and DRL wiring harness combination
 A-69 (10-B) Front wiring harness and DRL wiring harness combination
 A-70 (3-B) Headlamp leveling unit (LH)

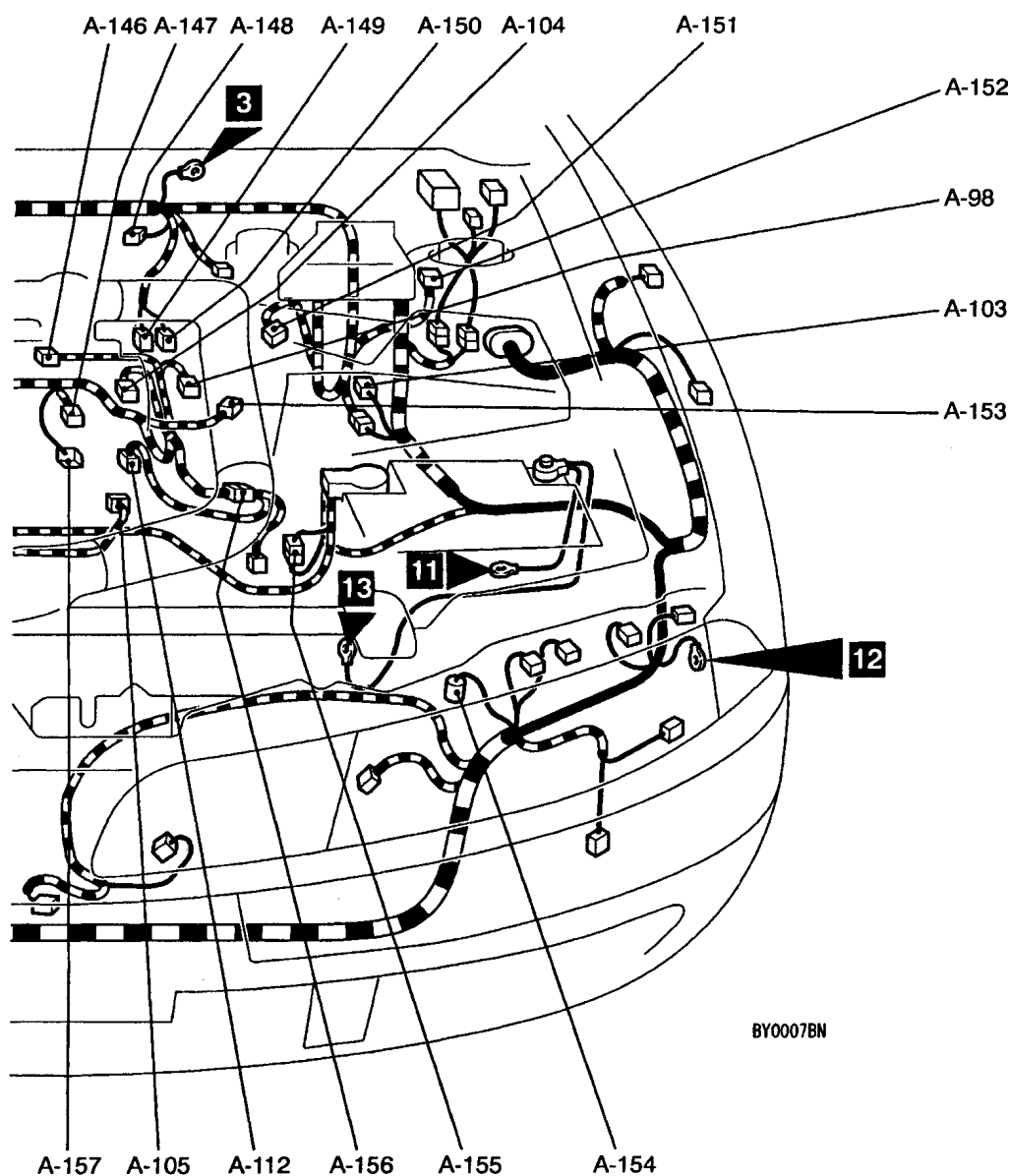
A-71 (3-B) Headlamp (LH)
 A-72 (2-B) Position lamp (LH)
 A-78 (1) Starter
 A-79 (1) Starter
 A-81 (1-B) A/C refrigerant temperature switch and magnetic clutch
 A-82 (1) Oil pressure switch
 A-85 (1) Alternator
 A-86 (2-B) Alternator
 A-90X (5) Condenser fan relay (LO)
 A-111X (5) Radiator fan relay

Diesel <F9Q-L.H. drive vehicles>



A-91X (5)	Condenser fan relay (HI)
A-92X (5)	A/C compressor relay
A-98 (6)	EGR solenoid valve
A-103 (2-B)	Fuel line heater
A-104 (4-BR)	Engine coolant temperature gauge unit
A-105 (2-B)	Top dead center and engine speed sensor
A-107 (2-B)	Condenser fan motor
A-108 (2-GR)	Condenser fan motor
A-112 (3-B)	Vehicle speed sensor

A-136X (5)	Additional heater relay 1
A-137X (5)	Additional heater relay 2
A-138 (2-B)	High pressure pump
A-139 (1)	Glow plug 4
A-140 (3-B)	Advance actuator
A-141 (2-B)	Injector 4
A-142 (1)	Glow plug 3
A-143 (2-B)	Injector 3
A-144 (1)	Glow plug 2
A-145 (2-B)	Injector 2

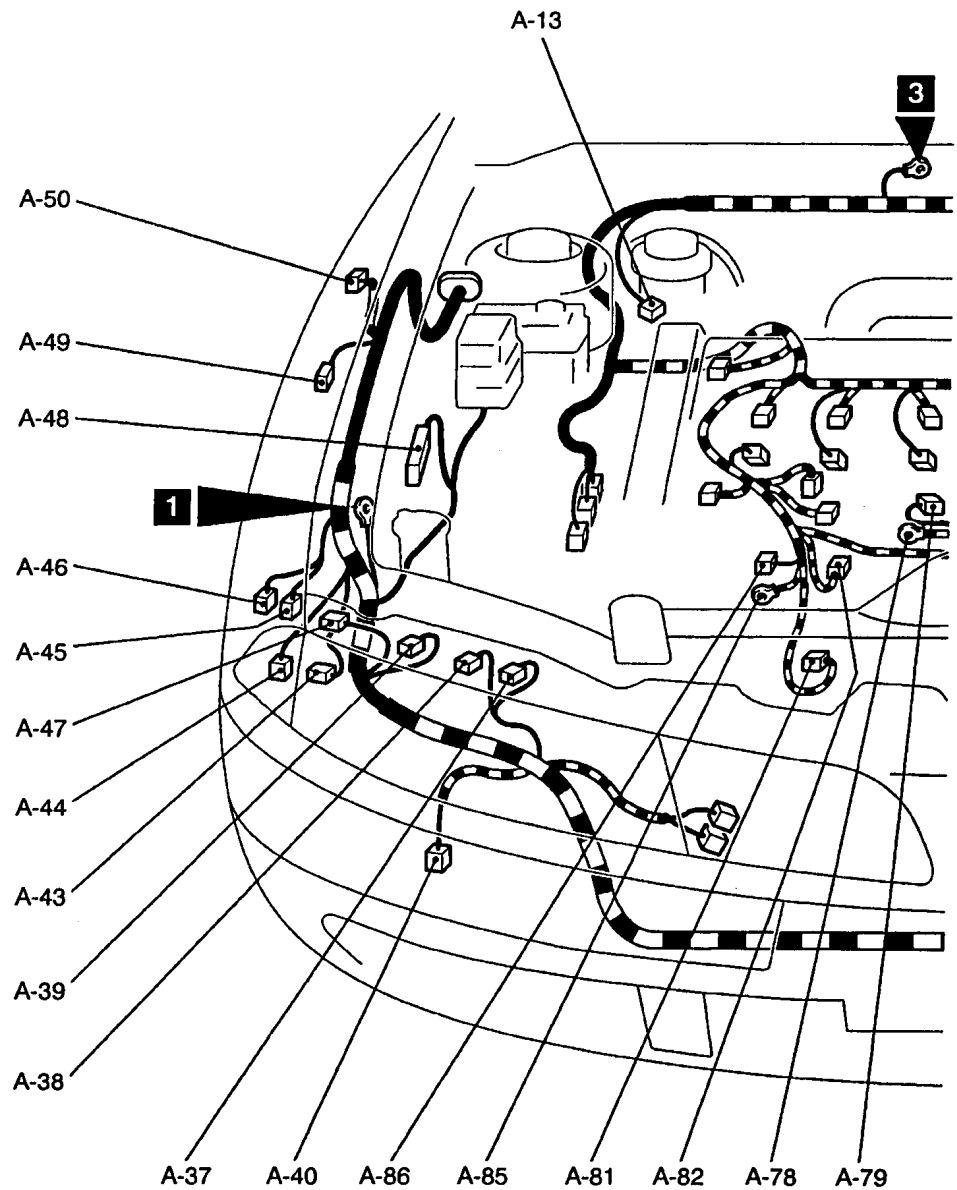
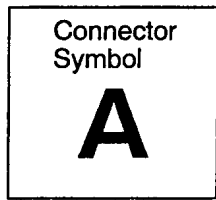


A-146 (2-B) Throttle solenoid valve
 A-147 (2-B) Injector 1
 A-148 (2-B) Turbo charger solenoid valve
 A-149 (1) Additional heater 1
 A-150 (1) Additional heater 2
 A-151 (6-B) Air flow sensor
 A-152 (8-B) Glow plug relay box
 A-153 (3-GR) Boost sensor
 A-154 (4) Triple pressure switch

A-155 (1-B) Front wiring harness and battery cable assembly combination
 A-156 (4-DG) Control wiring harness and sensor wiring harness combination
 A-157 (1) Glow plug 1
 A-158 (2-GR) Fuel temperature sensor
 A-159 (3-B) Rail pressure sensor
 A-160 (48-B) Engine-ECU
 A-161 (48-BR) Engine-ECU
 A-162 (32-GR) Engine-ECU

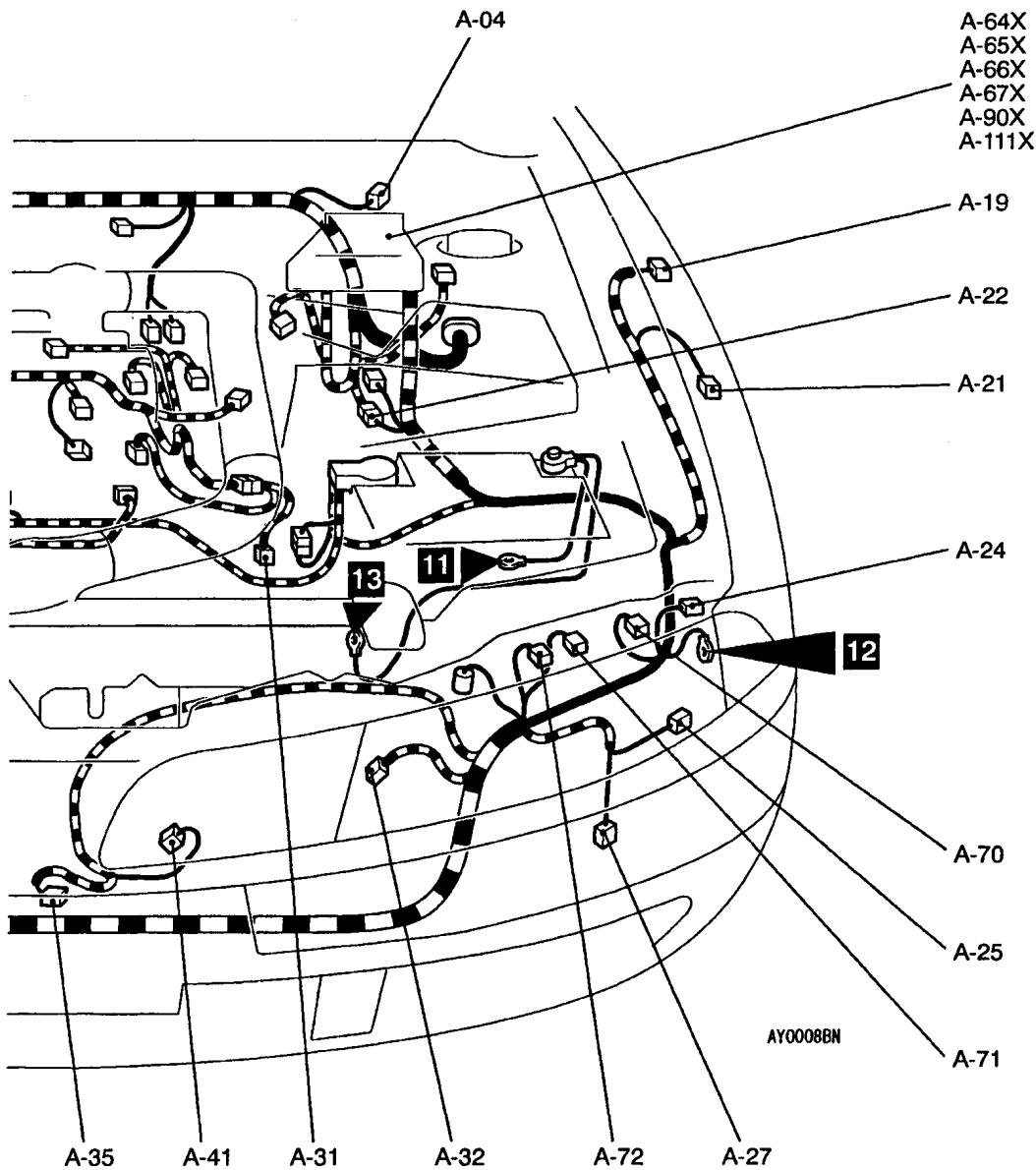
ENGINE COMPARTMENT

Diesel <F9Q-R.H. drive vehicles>



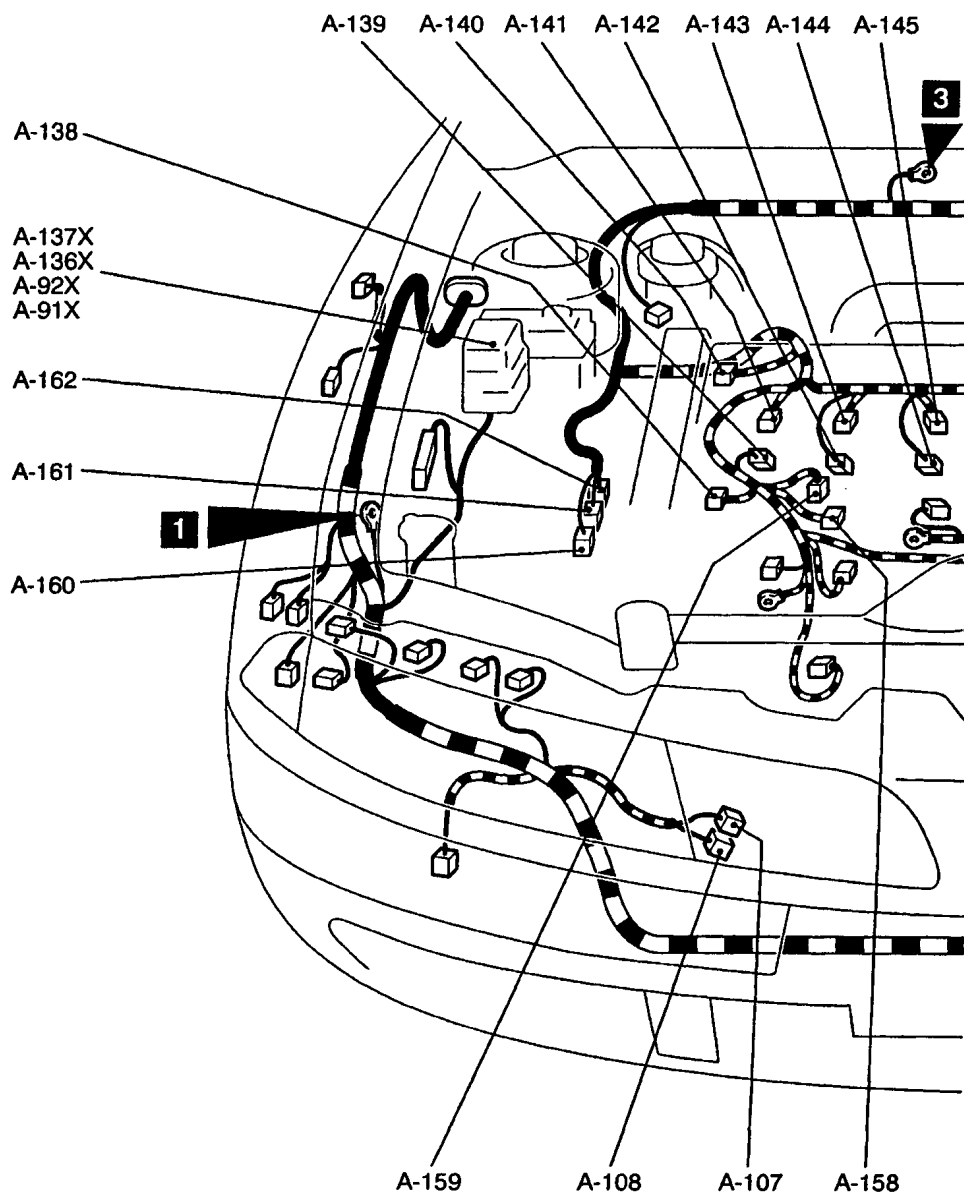
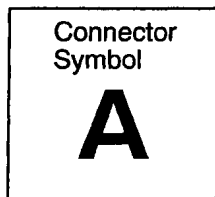
A-04 (5-B)	Windshield wiper motor
A-13 (2-B)	Brake fluid level sensor
A-19 (2-B)	Side turn signal lamp (LH)
A-21 (2-B)	Front speed sensor (LH) <ABS>
A-22 (12-B)	Front wiring harness and control wiring harness combination
A-24 (2-B)	Front turn signal lamp (LH)
A-25 (2-B)	Horn (LO)
A-27 (2-GR)	Front fog lamp (LH)
A-31 (2-B)	Back-up lamp switch
A-32 (4-DG)	Radiator fan motor

A-35 (2-BR)	Outside thermo sensor
A-37 (2-B)	Position lamp (RH)
A-38 (3-B)	Headlamp (RH)
A-39 (3-B)	Headlamp leveling unit (RH)
A-40 (2-GR)	Front fog lamp (RH)
A-41 (2-B)	Horn (HI)
A-43 (2-BR)	Washer fluid level sensor
A-44 (2)	Headlamp washer motor
A-45 (2)	Rear washer motor
A-46 (2)	Windshield washer motor
A-47 (2-B)	Front turn signal lamp (RH)



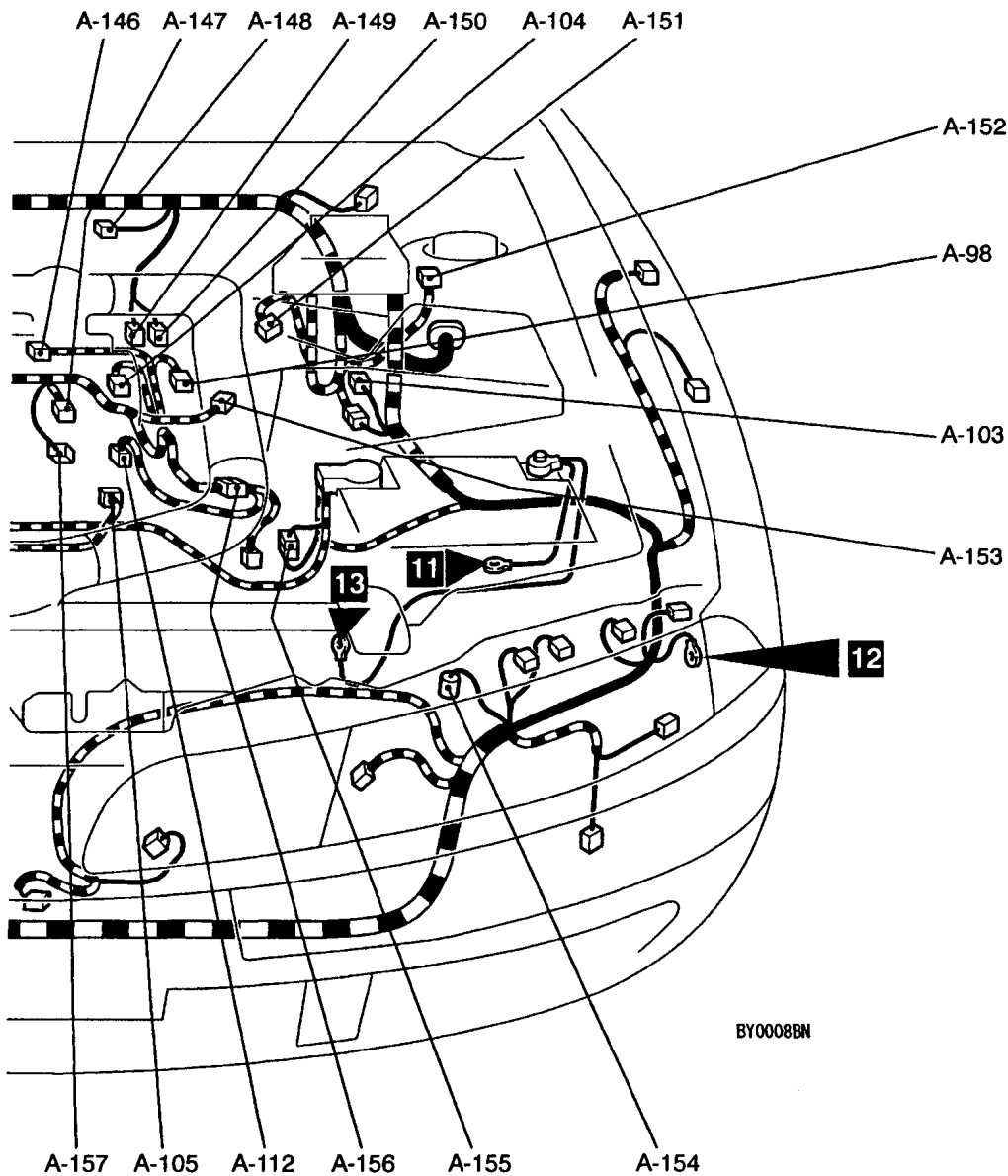
A-48 (31-B)	ABS-ECU	A-78 (1)	Starter
A-49 (2-B)	Front speed sensor (RH) <ABS>	A-79 (1)	Starter
A-50 (2-B)	Side turn signal lamp (RH)	A-81 (1-B)	A/C refrigerant temperature switch and magnetic clutch
A-64X (5)	Headlamp relay	A-82 (1)	Oil pressure switch
A-65X (5)	Headlamp washer relay	A-85 (1)	Alternator
A-66X (5)	Fuel line heater relay	A-86 (2-B)	Alternator
A-67X (5)	Horn relay	A-90X (5)	Condenser fan relay (LO)
A-70 (3-B)	Headlamp leveling unit (LH)	A-111X (5)	Radiator fan relay
A-71 (3-B)	Headlamp (LH)		
A-72 (2-B)	Position lamp (LH)		

Diesel <F9Q-R.H. drive vehicles>



A-91X (5)	Condenser fan relay (HI)
A-92X (5)	A/C compressor relay
A-98 (6)	EGR solenoid valve
A-103 (2-B)	Fuel line heater
A-104 (4-BR)	Engine coolant temperature gauge unit
A-105 (2-B)	Top dead center and engine speed sensor
A-107 (2-B)	Condenser fan motor
A-108 (2-GR)	Condenser fan motor
A-112 (3-B)	Vehicle speed sensor

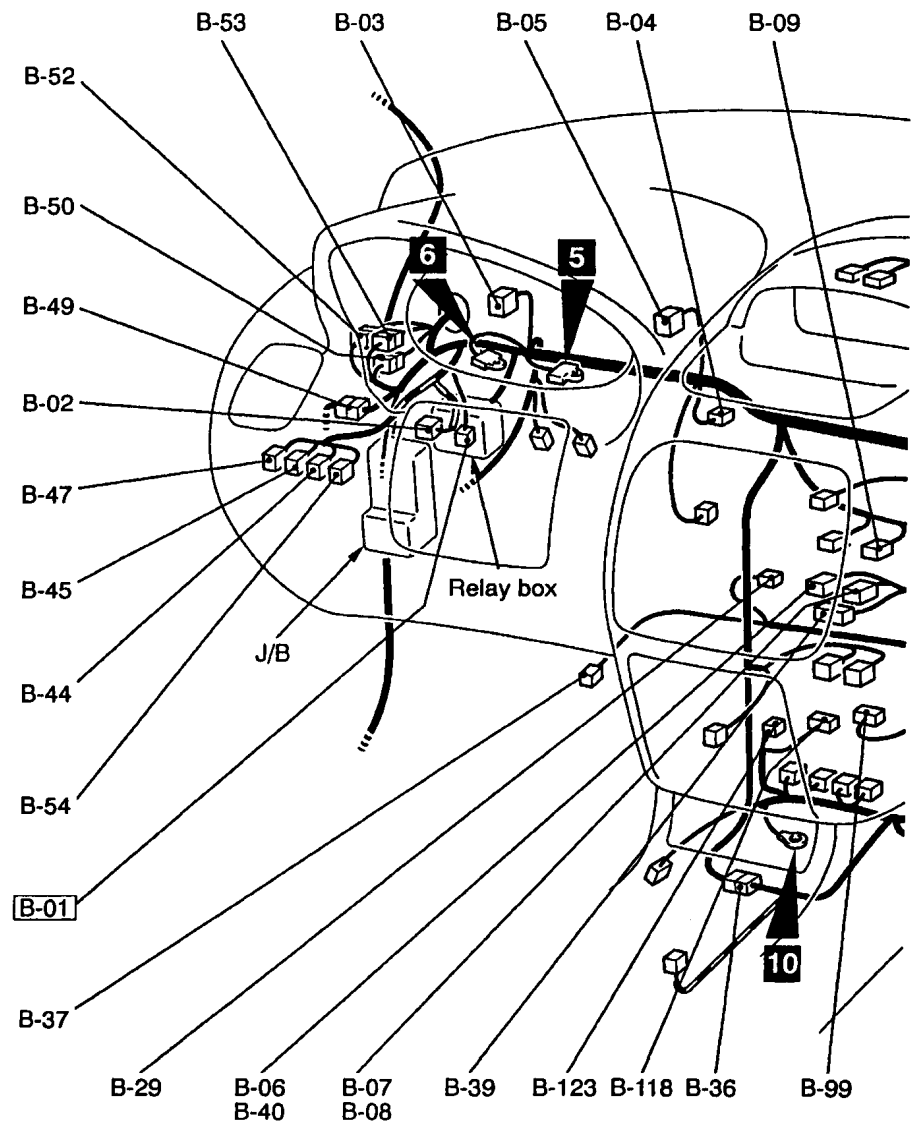
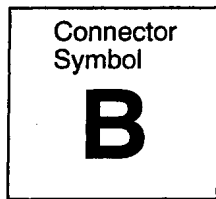
A-136X (5)	Additional heater relay 1
A-137X (5)	Additional heater relay 2
A-138 (2-B)	High pressure pump
A-139 (1)	Glow plug 4
A-140 (3-B)	Advance actuator
A-141 (2-B)	Injector 4
A-142 (1)	Glow plug 3
A-143 (2-B)	Injector 3
A-144 (1)	Glow plug 2
A-145 (2-B)	Injector 2



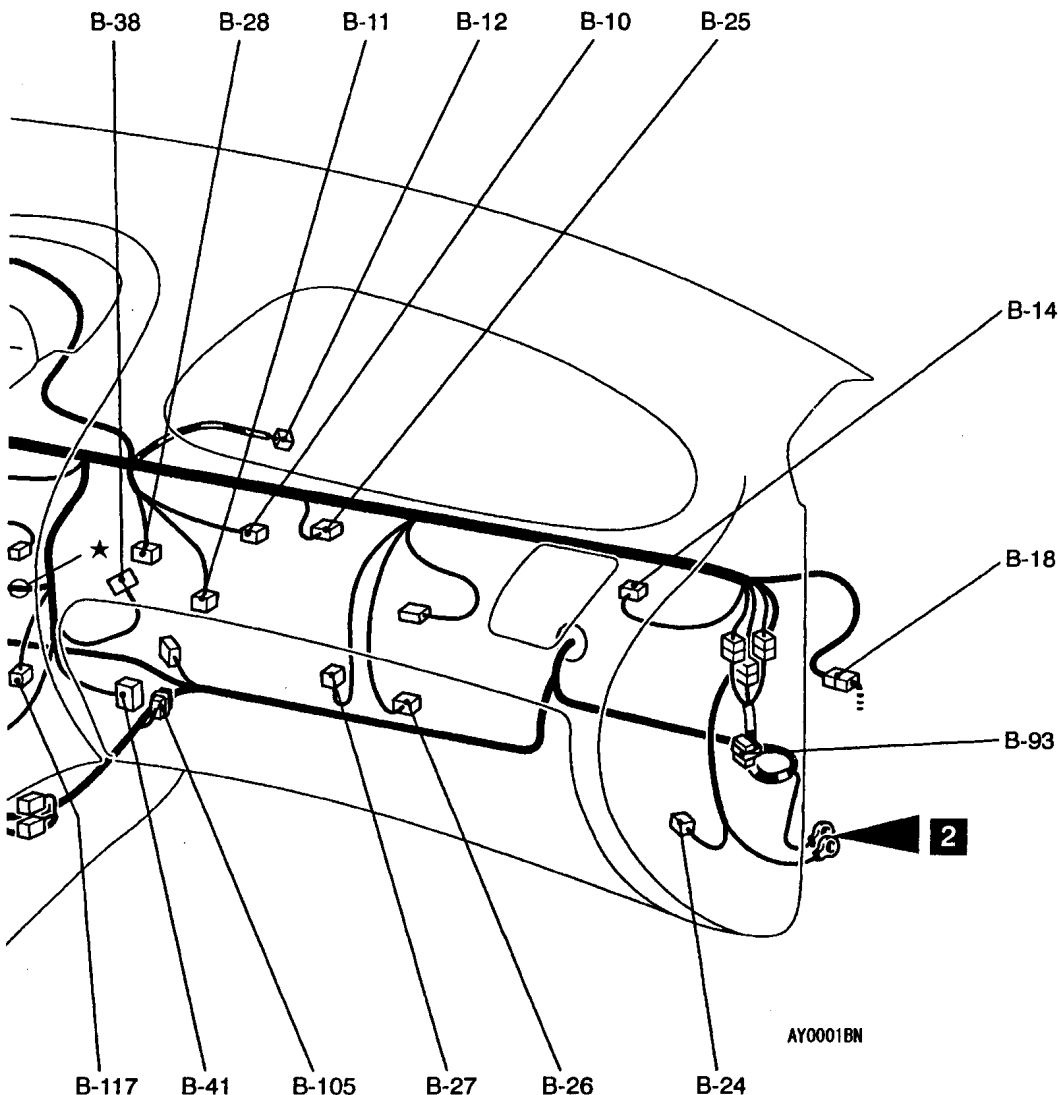
A-146 (2-B)	Throttle solenoid valve
A-147 (2-B)	Injector 1
A-148 (2-B)	Turbo charger solenoid valve
A-149 (1)	Additional heater 1
A-150 (1)	Additional heater 2
A-151 (6-B)	Air flow sensor
A-152 (8-B)	Glow plug relay box
A-153 (3-GR)	Boost sensor
A-154 (4)	Triple pressure switch

A-155 (1-B)	Front wiring harness and battery cable assembly combination
A-156 (4-DG)	Control wiring harness and sensor wiring harness combination
A-157 (1)	Glow plug 1
A-158 (2-GR)	Fuel temperature sensor
A-159 (3-B)	Rail pressure sensor
A-160 (48-B)	Engine-ECU
A-161 (48-BR)	Engine-ECU
A-162 (32-GR)	Engine-ECU

L.H. drive vehicles



B-01 (2)	Clutch switch <Petrol>	B-11 (2)	Heater water temperature sensor
B-01 (4)	Clutch switch <Diesel>		<Auto A/C>
B-02 (12-B)	Immobilizer-ECU	B-12 (2-R)	Air bag module (squib) (passenger's side)
B-03 (25)	Combination meter	B-14 (4-G)	Outside/inside air selection damper motor
B-04 (6)	Mode selection damper control motor <Auto A/C>	B-18 (20)	Front door wiring harness (passenger's side) and body wiring harness combination
B-05 (25)	Combination meter	B-24 (2)	Blower motor
B-06 (16-B)	A/C control panel and ECU assembly <Auto A/C>	B-25 (4)	Automatic compressor ECU <Manual A/C>
B-07 (20-B)	A/C control panel and ECU assembly <Auto A/C>	B-26 (4)	Resistor <Heater or manual A/C>
B-08 (2)	Blower control illumination lamp <Heater and manual A/C>	B-27 (4)	Power transistor <Auto A/C>
B-09 (14)	Radio and tape player or CD player	B-28 (2-B)	Air thermo sensor <A/C>
B-10 (2)	Photo sensor <Auto A/C>	B-29 (4)	A/T relay



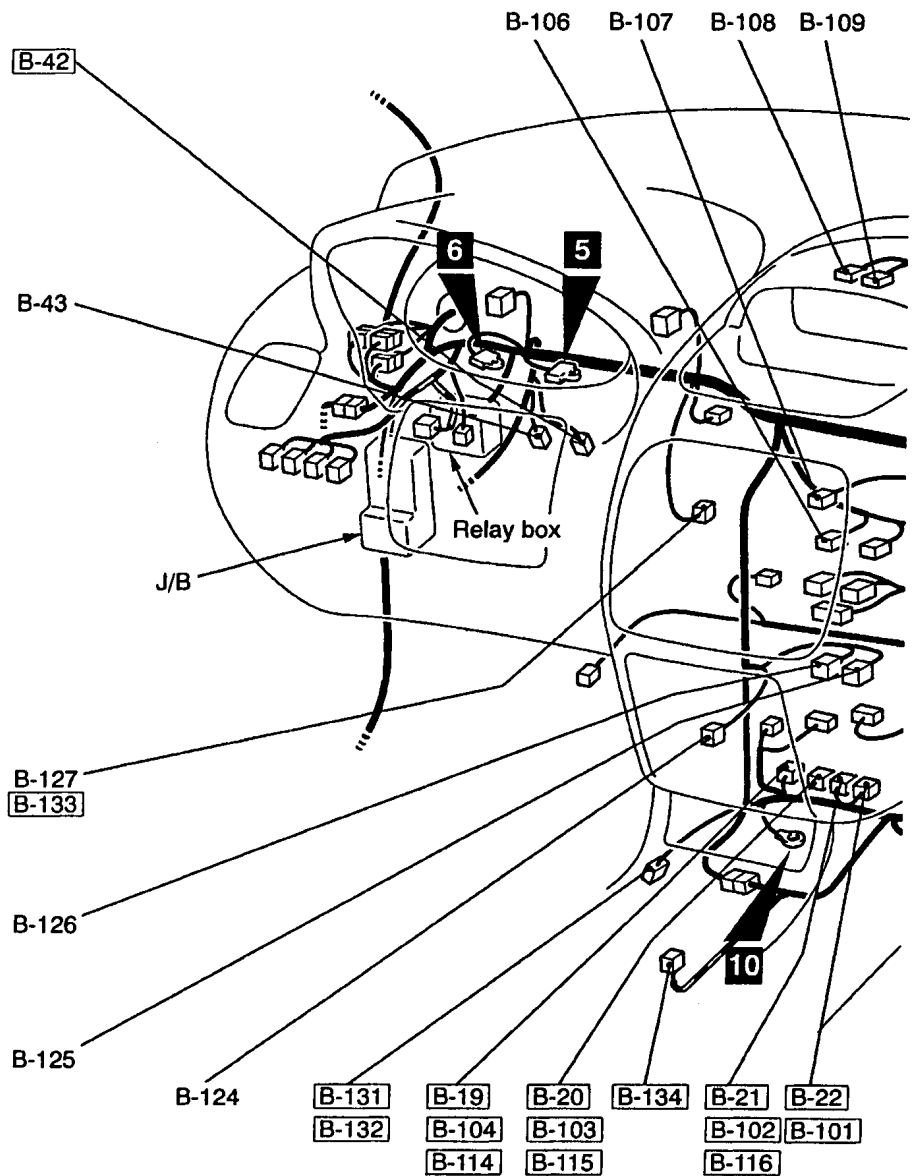

B-36 (14)	Control wiring harness and body wiring harness combination <A/T>
B-37 (2-B)	Wide open throttle switch <A/T>
B-38 (6)	Air mixing damper control motor <Auto A/C>
B-39 (12)	A/C switch <Manual A/C>
B-40 (6)	Blower switch <Heater or manual A/C>
B-41 (16-B)	Diagnosis connector
B-44 (12)	Remote controlled mirror switch
B-45 (6)	Headlamp leveling switch
B-47 (10)	Front fog lamp switch or rear fog lamp switch
B-49 (32-B)	Front door wiring harness (driver's side) and body wiring harness combination
B-50 (22-GR)	Front wiring harness and body wiring harness combination

B-52 (18)	Front wiring harness and body wiring harness combination
B-53 (10-B)	Front wiring harness and body wiring harness combination
B-54 (3)	Rheostat or jumper connector
B-93 (2)	Diode <Diesel>
B-99 (22-DG)	Keyless entry receiver ECU
B-105 (12)	Diagnosis connector <Petrol>
B-117 (2-B)	Roof antenna
B-118 (26-Y)	Throttle valve controller <GDI>
B-123 (4)	Throttle control servo relay <GDI>

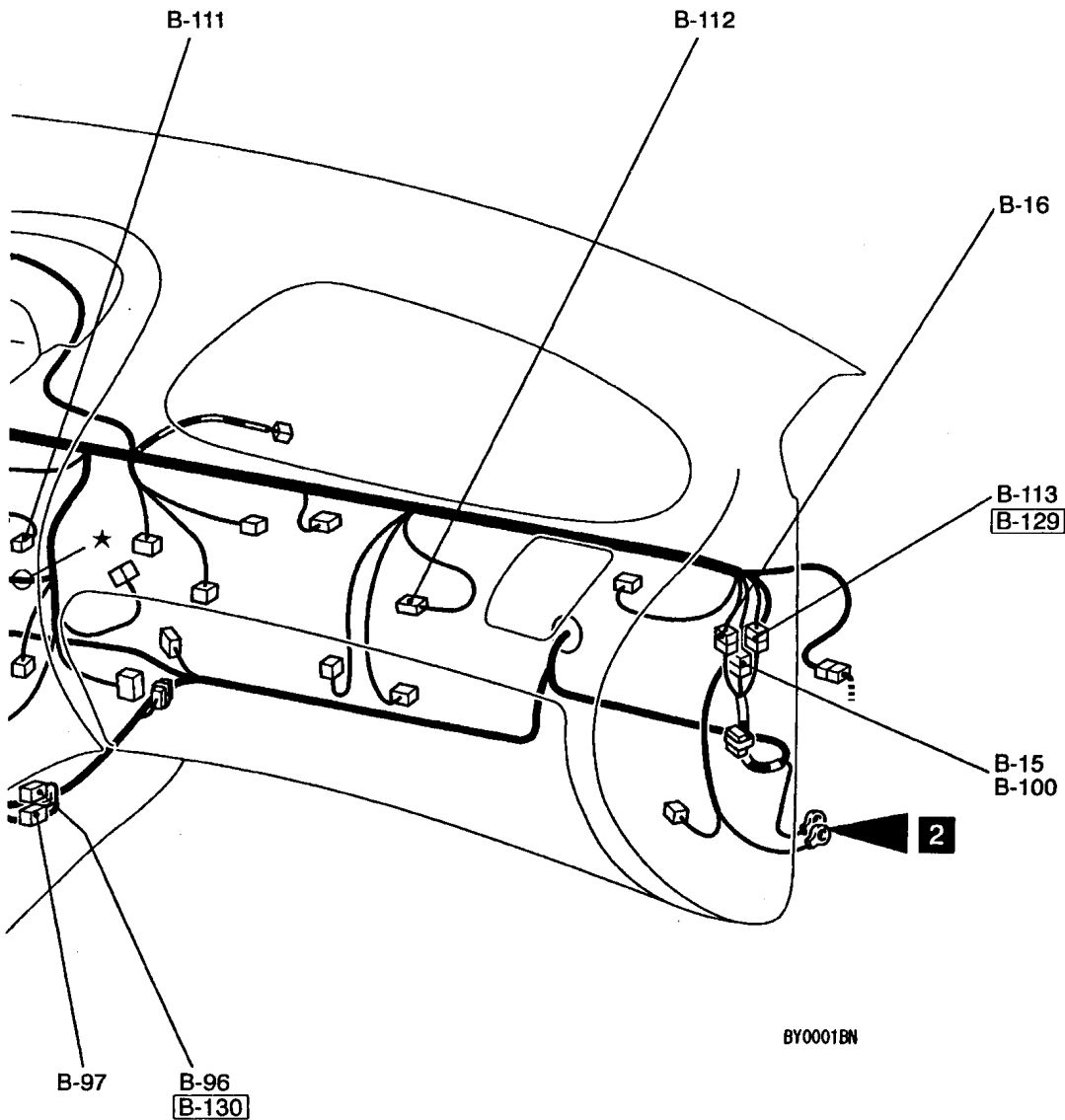
NOTE

Connector numbers in are connector numbers which have been changed.

L.H. drive vehicles



B-15 (4)	Control wiring harness and body wiring harness combination <Petrol>	B-43 (4-BR)	Stop lamp switch <Petrol powered vehicles with auto-cruise control system>
B-16 (20)	Control wiring harness and body wiring harness combination	B-96 (4)	Engine control relay <Petrol>
<u>B-19</u> (26-Y)	Engine-ECU <Petrol-M/T (except GDI)>	B-97 (4)	Fuel pump relay <Petrol>
<u>B-20</u> (16-Y)	Engine-ECU <Petrol-M/T (except GDI)>	B-100 (2)	Control wiring harness and body wiring harness combination <Diesel>
<u>B-21</u> (12-Y)	Engine-ECU <Petrol-M/T (except GDI)>	<u>B-101</u> (30)	Engine-A/T-ECU <Petrol-A/T>
<u>B-22</u> (22-Y)	Engine-ECU <Petrol-M/T (except GDI)>	<u>B-102</u> (28)	Engine-A/T-ECU <Petrol-A/T>
<u>B-42</u> (3-B)	Stop lamp switch <Petrol powered vehicles without auto-cruise control system> or no connection <Petrol powered vehicles with auto-cruise control system>	<u>B-103</u> (26)	Engine-A/T-ECU <Petrol-A/T>
		<u>B-104</u> (35)	Engine-A/T-ECU <Petrol-A/T>
		B-106 (16)	Radio and tape player or CD player
		B-107 (10)	Hazard warning switch
<u>B-42</u> (4)	Stop lamp switch <Diesel>	B-108 (16-B)	Multi center display unit



BY0001BN

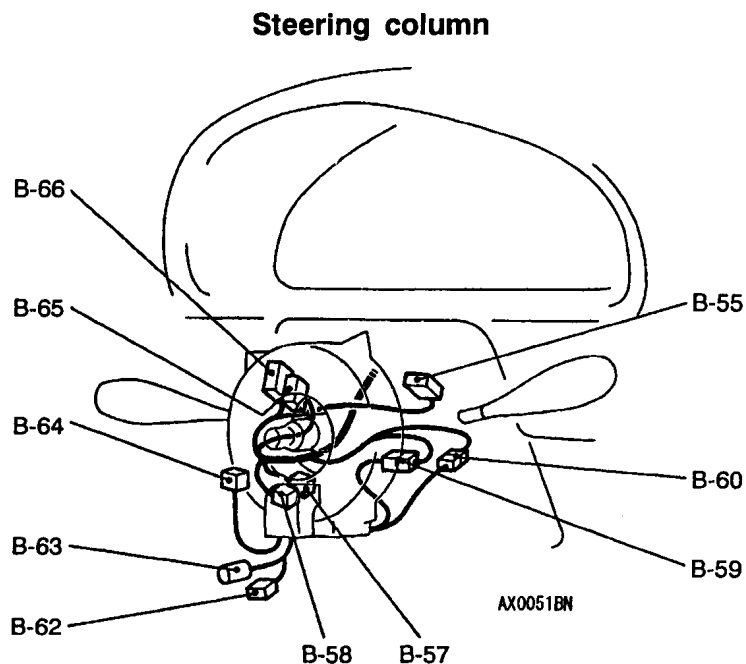

- B-109 (20-B) Multi center display unit
- B-111 (1-B) Radio and tape player or CD player
- B-112 (2-B) Glove box lamp
- B-113 (18) Control wiring harness and body wiring harness combination <GDI>
- B-114 (35-GR) Engine-ECU <Petrol-M/T (GDI)>
- B-115 (28-GR) Engine-ECU <Petrol-M/T (GDI)>
- B-116 (30-GR) Engine-ECU <Petrol-M/T (GDI)>
- B-124 (3) Cigarette lighter
- B-125 (1-B) Navigation unit
- B-126 (12-B) Navigation unit
- B-127 (8-DG) Accelerator pedal position sensor <GDI>

- B-129 (14) Control wiring harness and body wiring harness combination <Diesel>
- B-130 (4) Main relay <Diesel>
- B-131 (4) Oxygen sensor (Rear) <GDI>
- B-132 (4) Oxygen sensor (rear) <except-GDI>
- B-133 (6-B) Accelerator pedal position sensor <Diesel>
- B-134 (8) Shift switch assembly <Sports mode 4A/T>

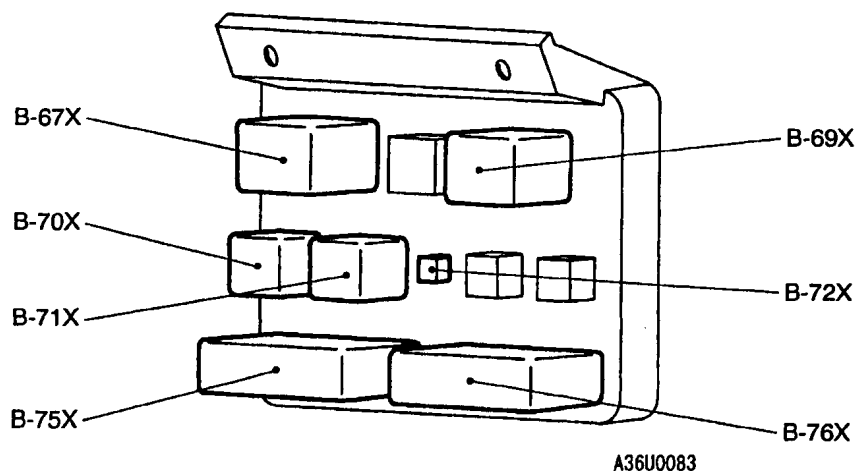
NOTE

Connector numbers in are connector numbers which have been changed or added.

L.H. drive vehicles



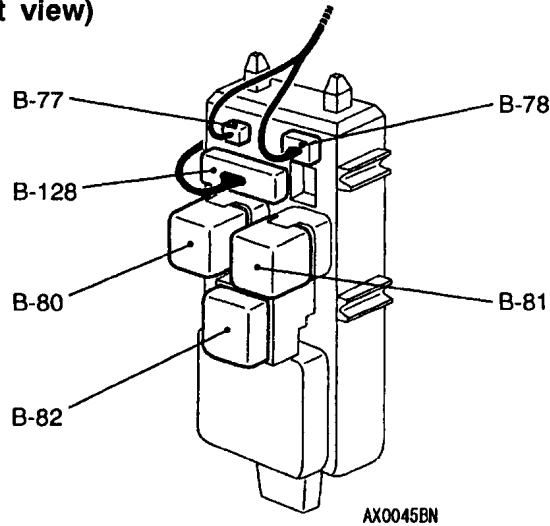
Relay box in passenger compartment



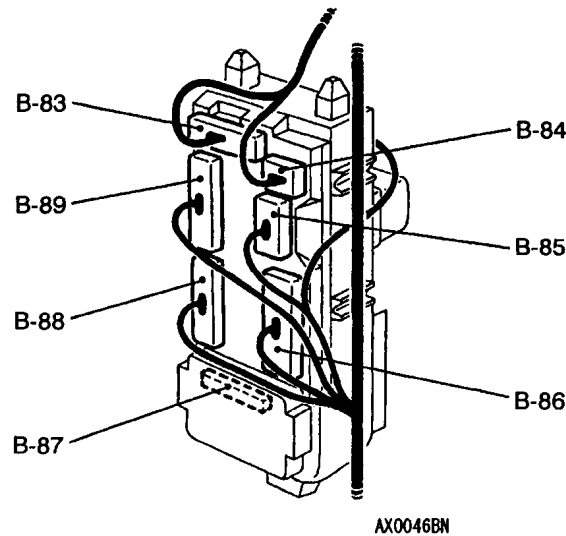
B-55 (12)	Column switch	B-66 (6)	Column switch
B-57 (2)	Ignition key ring antenna	B-67X (9)	Door lock ECU <Vehicles without keyless entry system>
B-58 (6)	Ignition switch	B-69X (7)	Rear intermittent wiper relay
B-59 (4)	Clock spring	B-70X (5)	Rear fog lamp relay
B-60 (2-R)	Clock spring	B-71X (5)	Front fog lamp relay
B-62 (2)	Auto-cruise control switch	B-72X (3)	Diode
B-63 (1)	Horn switch	B-75X (33)	J/C (1)
B-64 (2)	Air bag module (squib) (driver's side)	B-76X (33)	J/C (2)
B-65 (10)	Column switch		

J/B

(Front view)



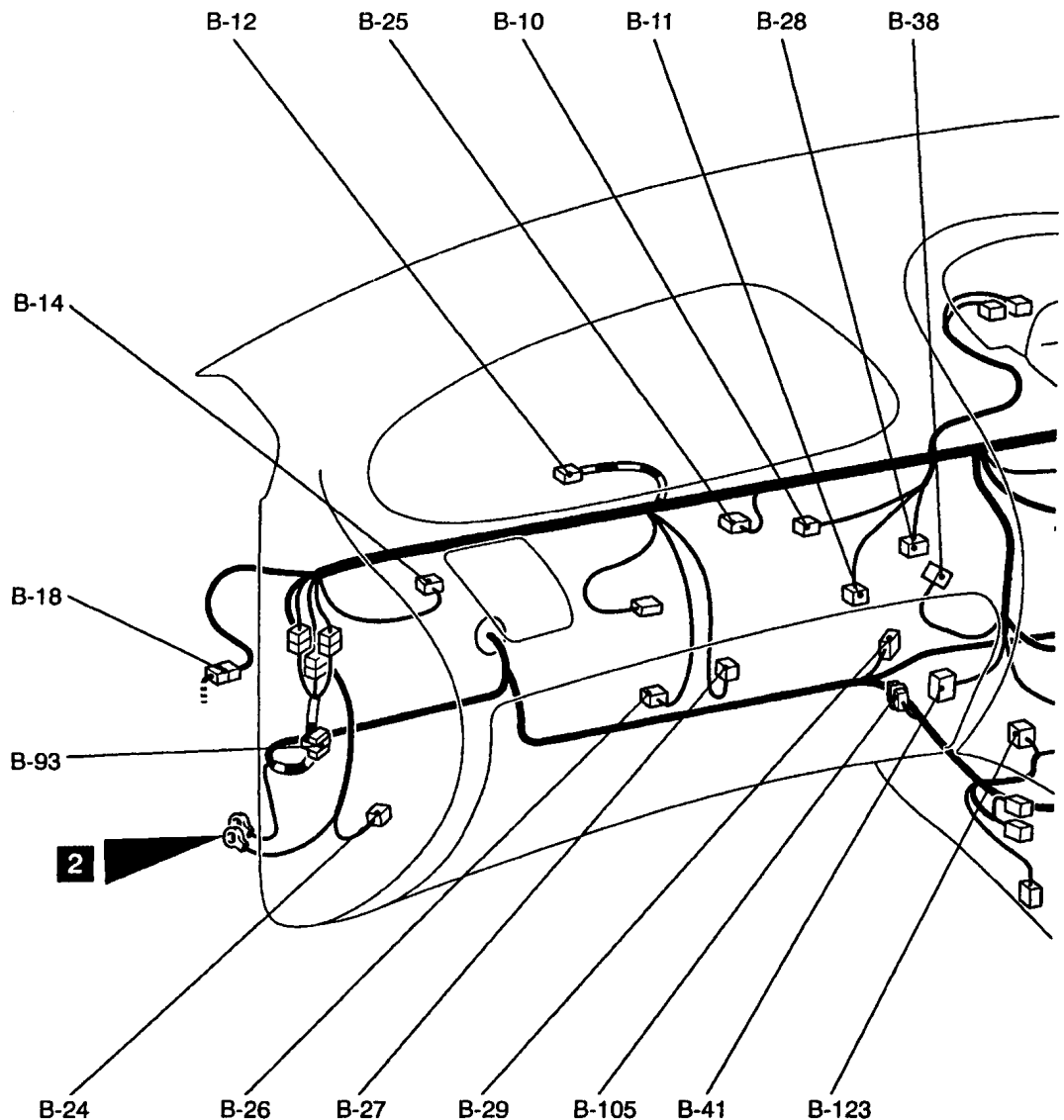

(Rear view)



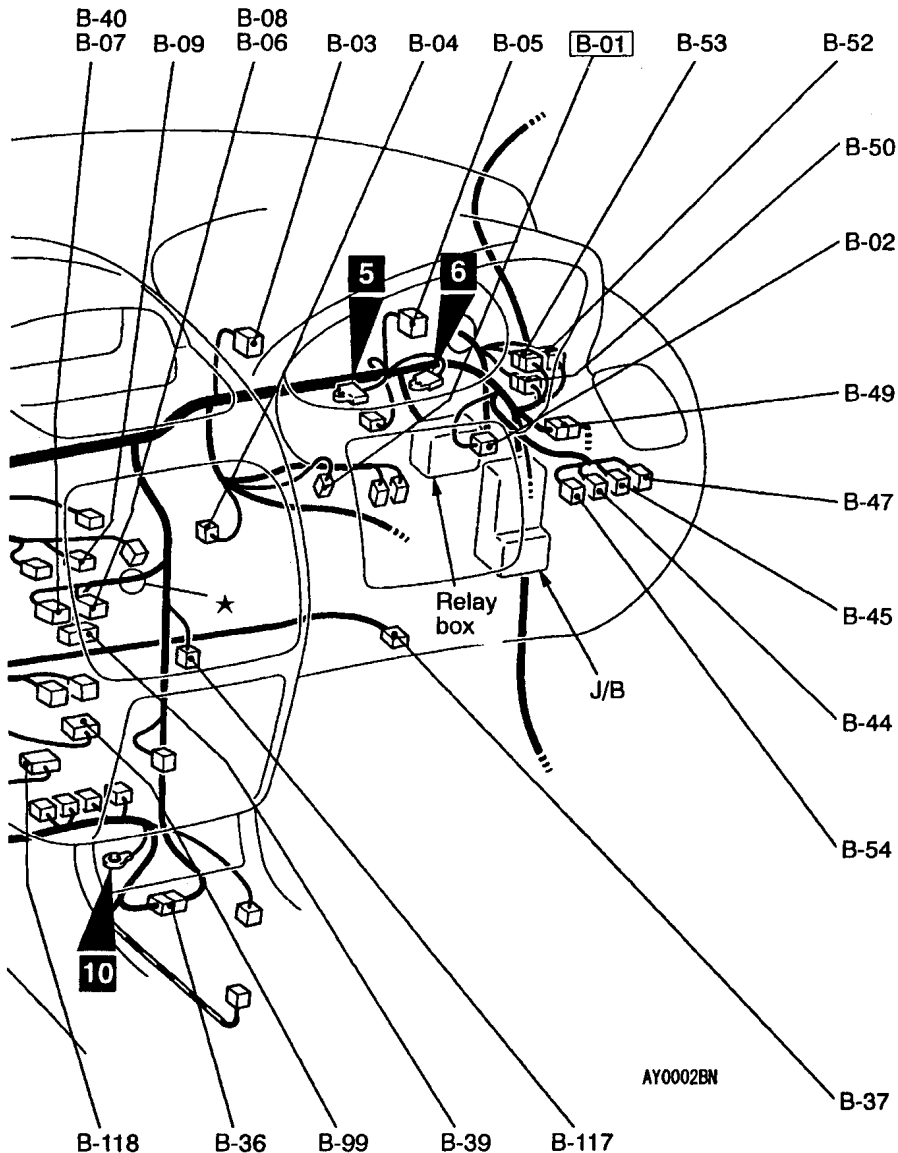
B-77 (2)	J/B and roof wiring harness combination <Vehicles with sunroof>	B-84 (2)	J/B and front wiring harness combination
B-78 (6)	J/B and roof wiring harness combination	B-85 (3)	J/B and body wiring harness combination
B-80 (5)	Blower relay	B-86 (18)	J/B and body wiring harness combination
B-81 (5)	Defogger relay	B-87 (10)	Buzzer-ECU
B-82 (5)	Turn-signal and hazard warning flasher unit	B-88 (22)	J/B and body wiring harness combination
B-83 (20)	J/B and front wiring harness combination	B-89 (22)	J/B and body wiring harness combination
		B-128 (18)	J/B and body wiring harness combination

DASH PANEL

R.H. drive vehicles



B-01 (2)	Clutch switch <Petrol>	B-11 (2)	Heater water temperature sensor
B-01 (4)	Clutch switch <Diesel>	B-12 (2-R)	Air bag module (squib) (passenger's side)
B-02 (12-B)	Immobilizer-ECU	B-14 (4-G)	Outside/inside air selection damper motor
B-03 (25)	Combination meter	B-18 (20)	Front door wiring harness (passenger's side) and body wiring harness combination
B-04 (6)	Mode selection damper control motor <Auto A/C>	B-24 (2)	Blower motor
B-05 (25)	Combination meter	B-25 (4)	Automatic compressor-ECU <Manual A/C>
B-06 (16-B)	A/C control panel and ECU assembly <Auto A/C>	B-26 (4)	Resistor <Heater or manual A/C>
B-07 (20-B)	A/C control panel and ECU assembly <Auto A/C>	B-27 (4)	Power transistor <Auto A/C>
B-08 (2)	Blower control illumination lamp <Heater and manual A/C>	B-28 (2-B)	Air thermo sensor <A/C>
B-09 (14)	Radio and tape player or CD player	B-29 (4)	A/T relay
B-10 (2)	Photo sensor <Auto A/C>		



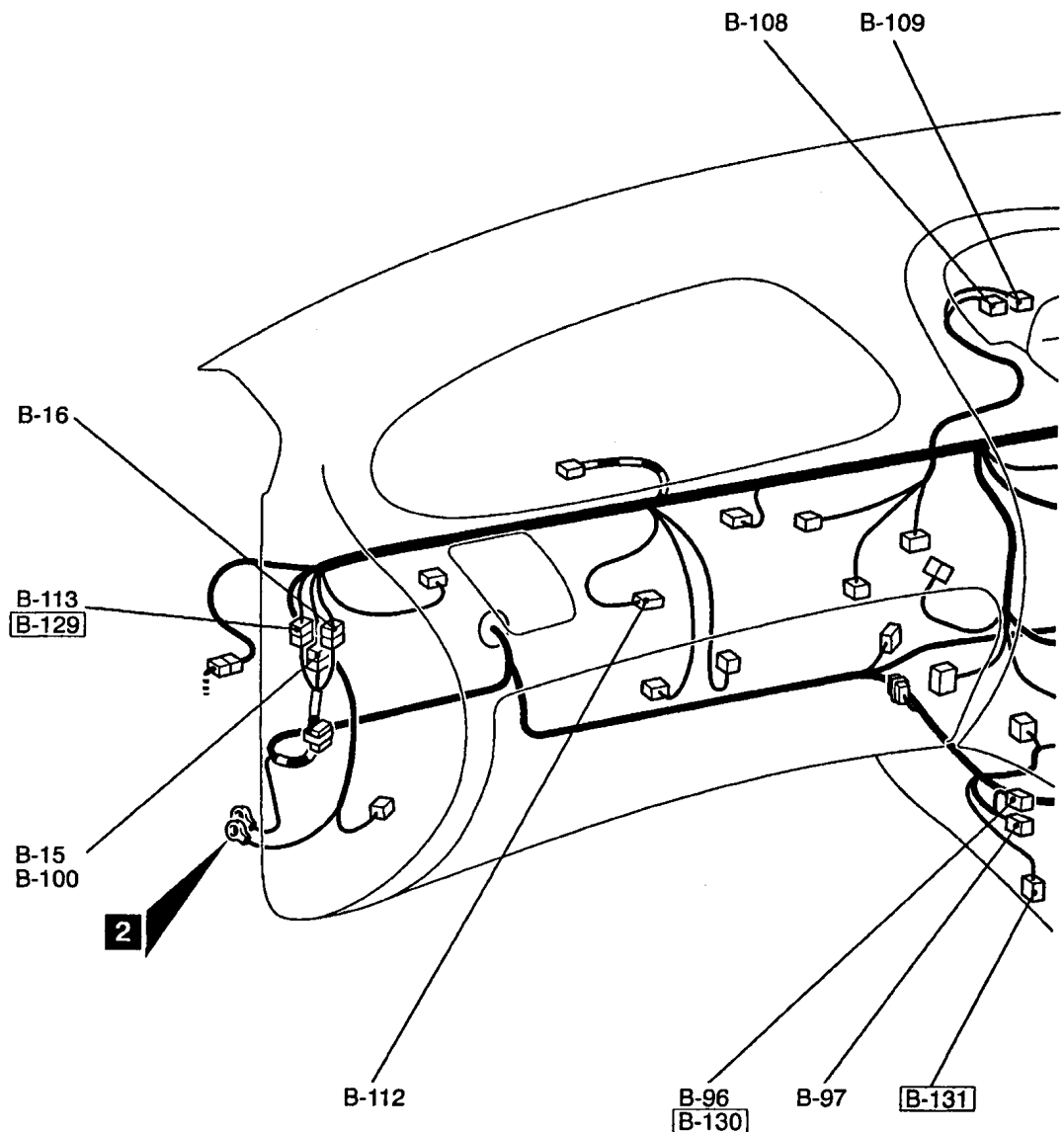

B-36 (14)	Control wiring harness and body wiring harness combination <A/T>
B-37 (2-B)	Wide open throttle switch <A/T>
B-38 (6)	Air mixing damper control motor <Auto A/C>
B-39 (12)	A/C switch <Manual A/C>
B-40 (6)	Blower switch <Heater or manual A/C>
B-41 (16-B)	Diagnosis connector
B-44 (12)	Remote controlled mirror switch
B-45 (6)	Headlamp leveling switch
B-47 (10)	Front fog lamp switch or rear fog lamp switch
B-49 (32-B)	Front door wiring harness (driver's side) and body wiring harness combination
B-50 (22-GR)	Front wiring harness and body wiring harness combination

B-52 (18)	Front wiring harness and body wiring harness combination
B-53 (10-B)	Front wiring harness and body wiring harness combination
B-54 (3)	Rheostat or jumper connector
B-93 (2)	Diode <Diesel>
B-99 (22-DG)	Keyless entry receiver ECU
B-105 (12)	Diagnosis connector <Petrol>
B-117 (2-B)	Roof antenna
B-118 (26-Y)	Throttle valve controller <GDI>
B-123 (4)	Throttle control servo relay <GDI>

NOTE

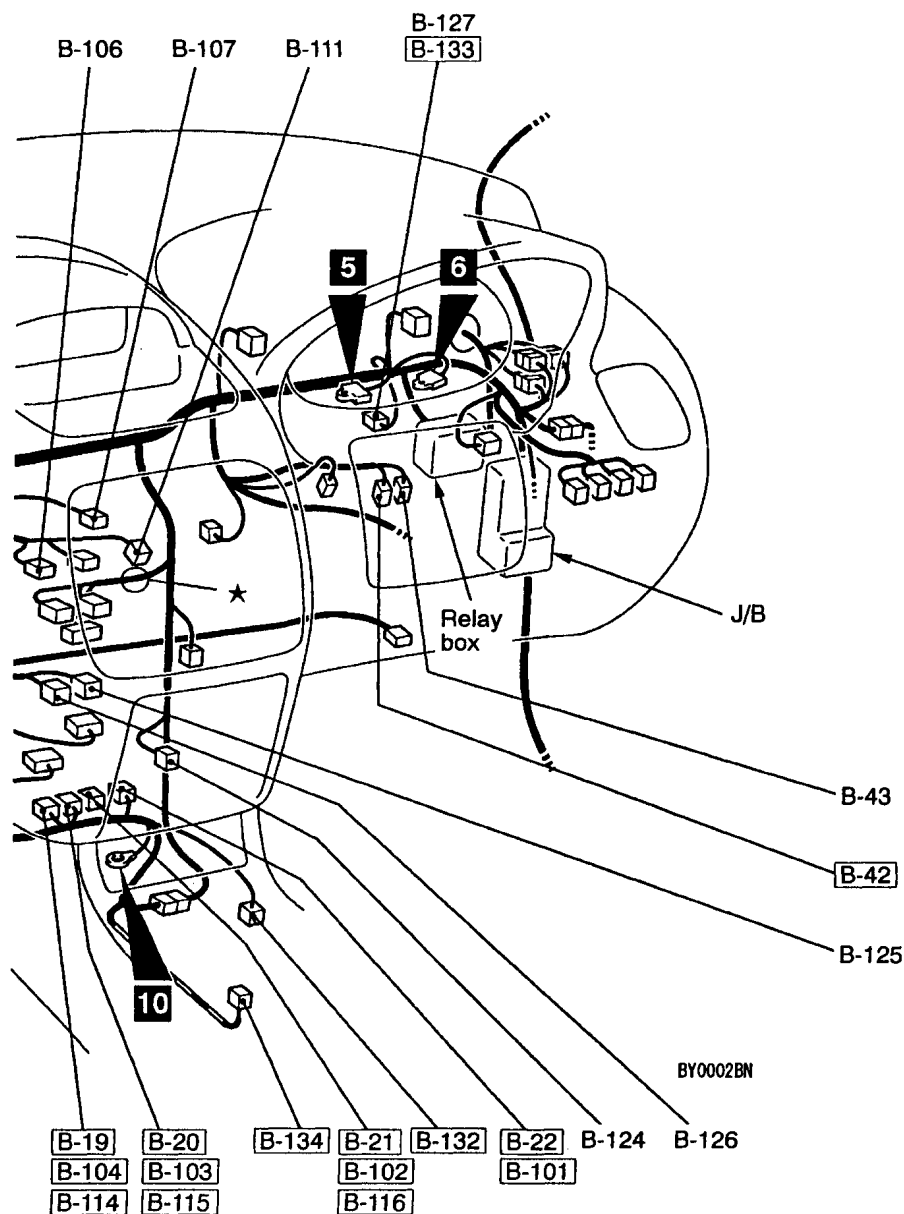
Connector numbers in are connector numbers which have been changed or added.

R.H. driver vehicles



- B-15 (4) Control wiring harness and body wiring harness combination <Petrol>
- B-16 (20) Control wiring harness and body wiring harness combination
- B-19 (26-Y) Engine-ECU <Petrol-M/T (except GDI)>
- B-20 (16-Y) Engine-ECU <Petrol-M/T (except GDI)>
- B-21 (12-Y) Engine-ECU <Petrol-M/T (except GDI)>
- B-22 (22-Y) Engine-ECU <Petrol-M/T (except GDI)>
- B-42 (3-B) Stop lamp switch <Petrol powered vehicles without auto-cruise control system> or no connection <Petrol powered vehicles with auto-cruise control system>

- B-42 (4) Stop lamp switch <Diesel>
- B-43 (4-BR) Stop lamp switch <Petrol powered vehicles with auto-cruise control system>
- B-96 (4) Engine control relay <Petrol>
- B-97 (4) Fuel pump relay <Petrol>
- B-100 (2) Control wiring harness and body wiring harness combination <Diesel>
- B-101 (30) Engine-A/T-ECU <Petrol-A/T>
- B-102 (28) Engine-A/T-ECU <Petrol-A/T>
- B-103 (26) Engine-A/T-ECU <Petrol-A/T>
- B-104 (35) Engine-A/T-ECU <Petrol-A/T>
- B-106 (16) Radio and tape player or CD player
- B-107 (10) Hazard warning switch



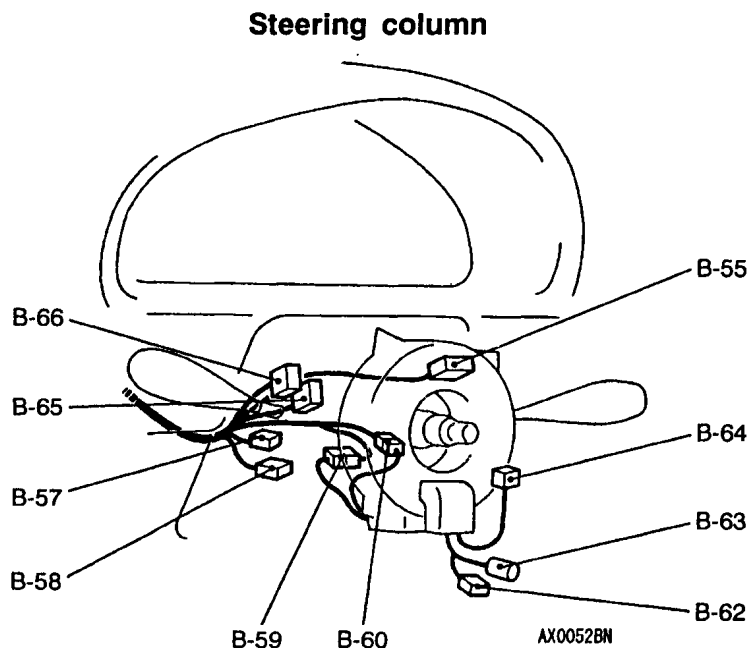
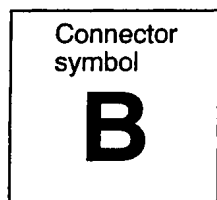
B-108 (16-B)	Multi-center display unit
B-109 (20-B)	Multi-center display unit
B-111 (1-B)	Radio and tape player or CD player
B-112 (2-B)	Glove box lamp
B-113 (18)	Control wiring harness and body wiring harness combination <GDI>
B-114 (35-GR)	Engine-ECU <Petrol-M/T (GDI)>
B-115 (28-GR)	Engine-ECU <Petrol-M/T (GDI)>
B-116 (30-GR)	Engine-ECU <Petrol-M/T (GDI)>
B-124 (3)	Cigarette lighter
B-125 (1-B)	Navigation unit
B-126 (12-B)	Navigation unit
B-127 (8-DG)	Accelerator pedal position sensor <GDI>

B-129 (14)	Control wiring harness and body wiring harness combination <Diesel>
B-130 (4)	Main relay <Diesel>
B-131 (4)	Oxygen sensor (Rear) <GDI>
B-132 (4)	Oxygen sensor (Rear) <except-GDI>
B-133 (6-B)	Accelerator pedal position sensor <Diesel>
B-134 (8)	Shift switch assembly <Sports mode 4A/T>

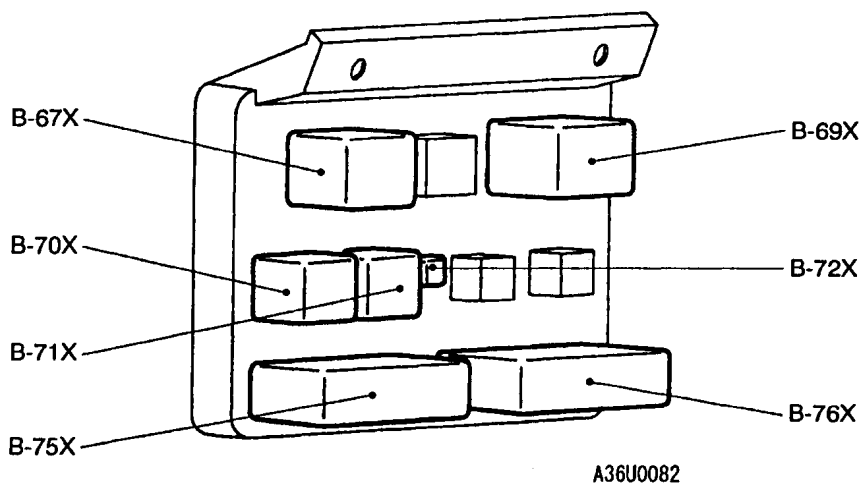
NOTE

Connector numbers in are connector numbers which have been changed or added.

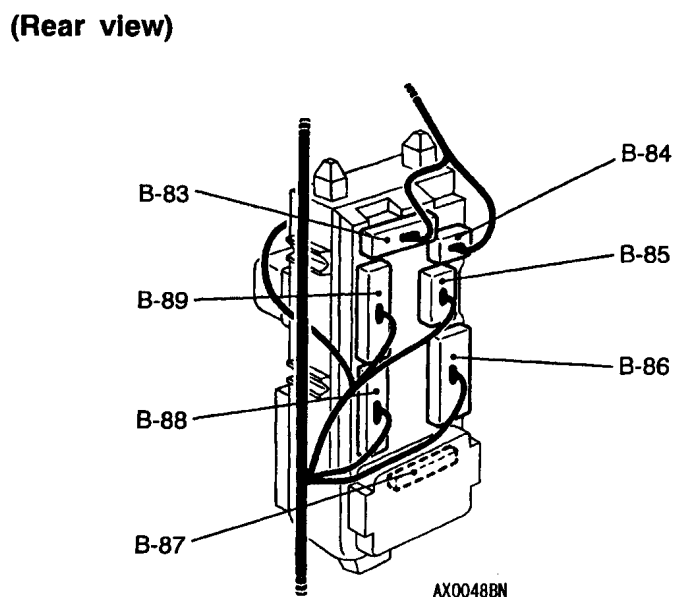
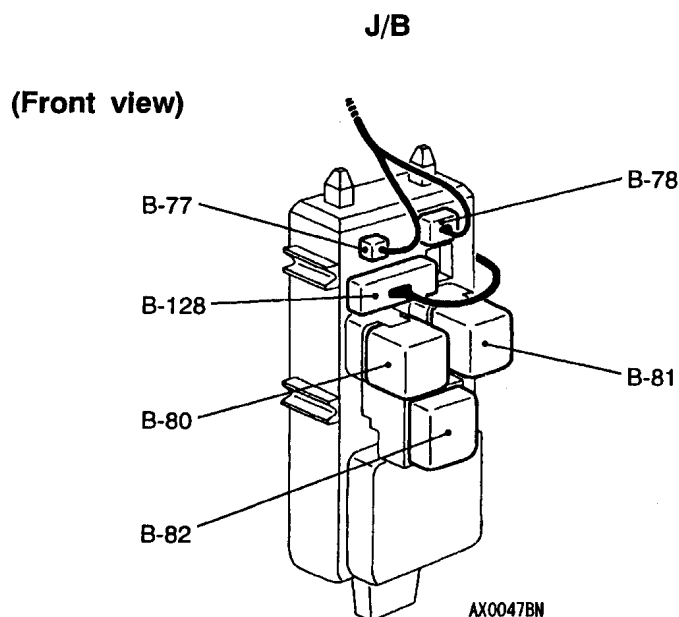
R.H. drive vehicles



Relay box in passenger compartment



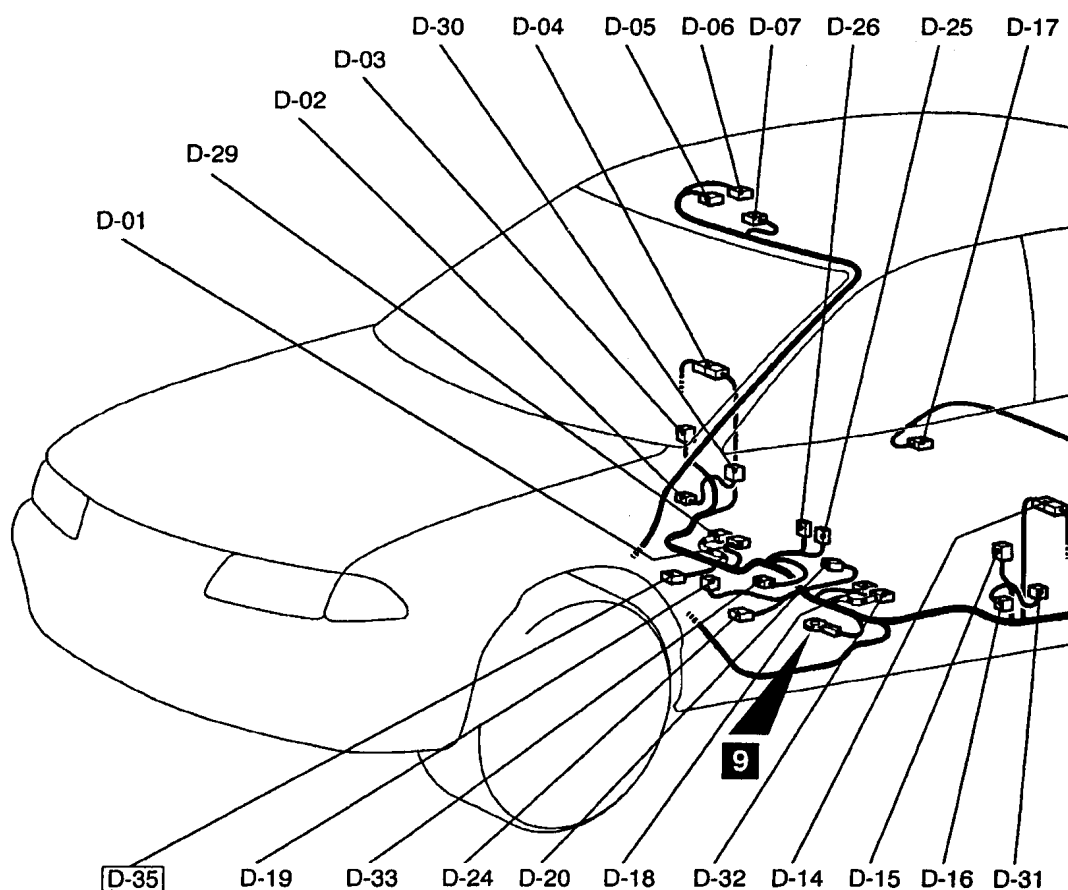
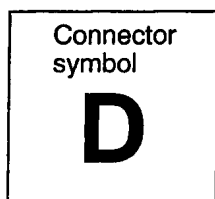
B-55 (12)	Column switch	B-66 (6)	Column switch
B-57 (2)	Ignition key ring antenna	B-67X (9)	Door lock ECU <Vehicles without keyless entry system>
B-58 (6)	Ignition switch	B-69X (7)	Rear intermittent wiper relay
B-59 (4)	Clock spring	B-70X (5)	Rear fog lamp relay
B-60 (2-R)	Clock spring	B-71X (5)	Front fog lamp relay
B-62 (2)	Auto-cruise control switch	B-72X (3)	Diode
B-63 (1)	Horn switch	B-75X (33)	J/C (1)
B-64 (2)	Air bag module (squib) (driver's side)	B-76X (33)	J/C (2)
B-65 (10)	Column switch		



B-77 (2)	J/B and roof wiring harness combination <Vehicles with sunroof>	B-84 (2)	J/B and front wiring harness combination
B-78 (6)	J/B and roof wiring harness combination	B-85 (3)	J/B and body wiring harness combination
B-80 (5)	Blower relay	B-86 (18)	J/B and body wiring harness combination
B-81 (5)	Defogger relay	B-87 (10)	Buzzer-ECU
B-82 (5)	Turn-signal and hazard warning flasher unit	B-88 (22)	J/B and body wiring harness combination
		B-89 (22)	J/B and body wiring harness combination
B-83 (20)	J/B and front wiring harness combination	B-128 (18)	J/B and body wiring harness combination

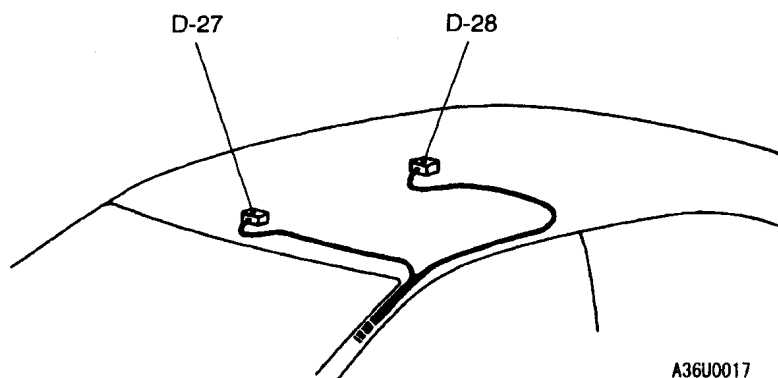
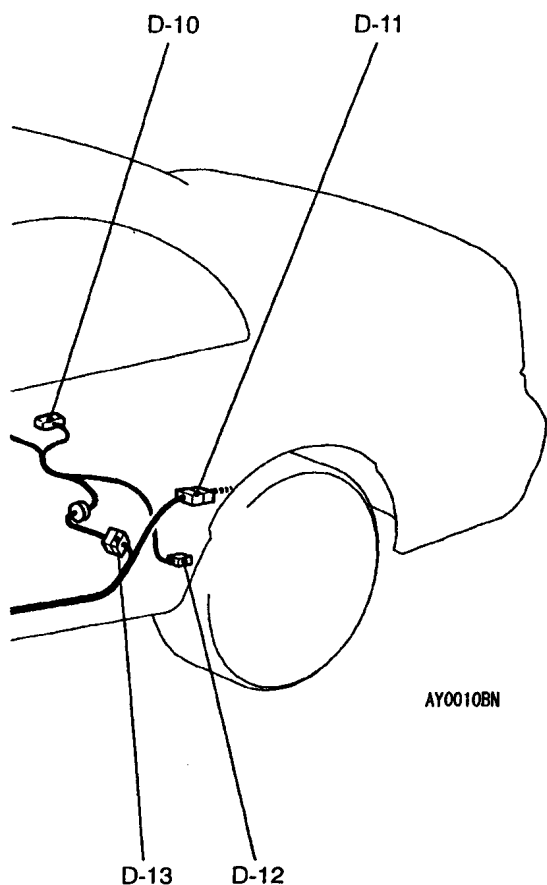
FLOOR AND ROOF

L.H. drive vehicles



D-01 (3-B)	Heated seat (RH)	D-10 (5-GR)	Fuel pump and gauge unit assembly <Petrol-powered vehicles>
D-02 (2-B)	Front door switch (Passenger's side)	D-10 (5-B)	Fuel gauge unit <Diesel-powered vehicles>
D-03 (2-R)	Seat belt pretensioner (Passenger's side) <SRS>	D-11 (22)	Rear wiring harness and body wiring harness combination
D-04 (8)	Rear door wiring harness (RH) and body wiring harness combination	D-12 (2-B)	Rear speed sensor (LH) <ABS>
D-05 (10)	Sunroof-ECU	D-13 (10)	Fuel pump wiring harness and body wiring harness combination
D-06 (2)	Sunroof motor	D-14 (8)	Rear door wiring harness (LH) and body wiring harness combination
D-07 (8)	Room lamp and sunroof switch <Vehicles with sunroof>		

<Vehicles without sunroof>



D-15 (2-R)	Seat belt pretensioner (Driver's side) <SRS>
D-16 (2)	Front door switch (Driver's side)
D-17 (2-B)	Rear speed sensor (RH) <ABS>
D-18 (3-B)	Heated seat (LH)
D-19 (6)	Hold switch <A/T>
D-20 (1-B)	Parking brake switch
D-24 (2)	Shift indicator illumination lamp <A/T>
D-25 (6)	Heated seat switch (LH)
D-26 (6-B)	Heated seat switch (RH)
D-27 (1)	Map lamp <Vehicles without sunroof>

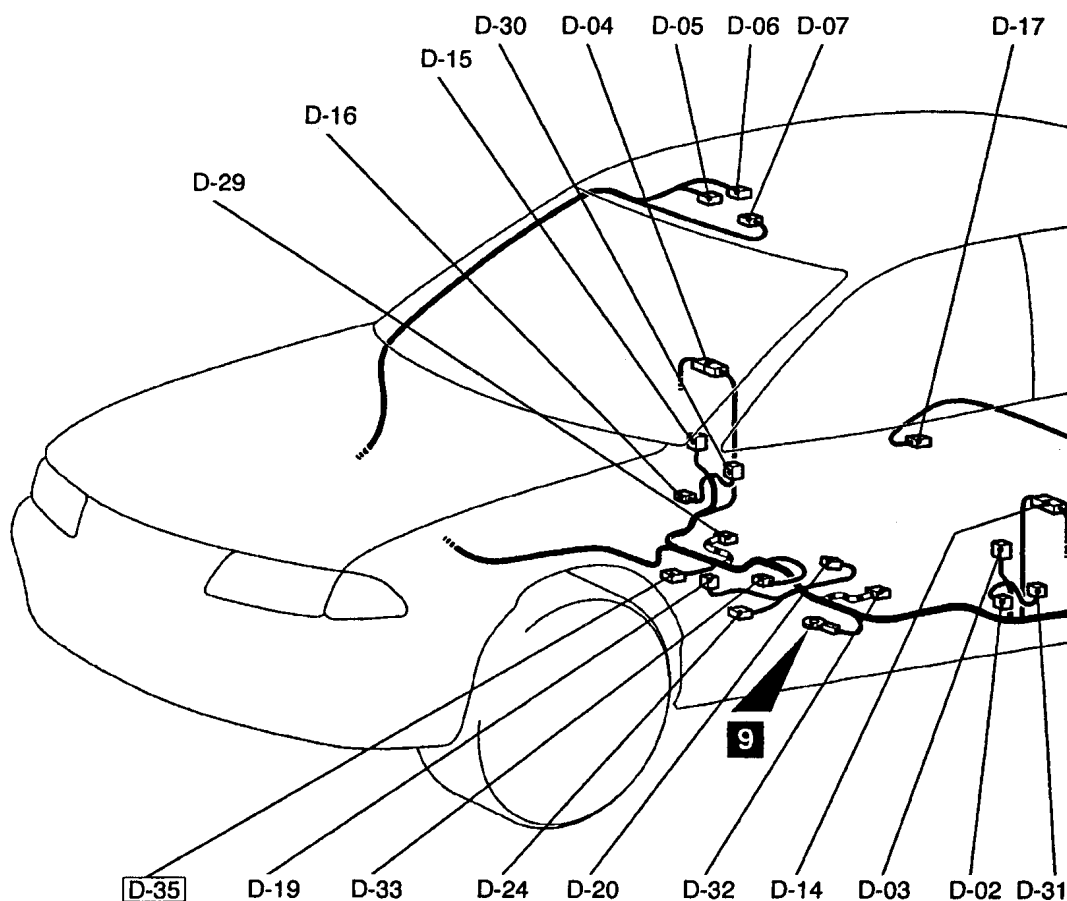
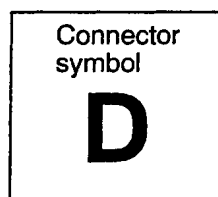
D-28 (2)	Room lamp <Vehicles without sunroof>
D-29 (2-R)	Side air bag module (squib) <RH>
D-30 (2-GR)	Side impact sensor (RH)
D-31 (2-GR)	Side impact sensor (LH)
D-32 (2-R)	Side air bag module (squib) <LH>
D-33 (36-O)	SRS-ECU
D-35 (2)	Catalytic temperature sensor <GDI>

NOTE

Connector numbers in are connector numbers which have been changed or added.

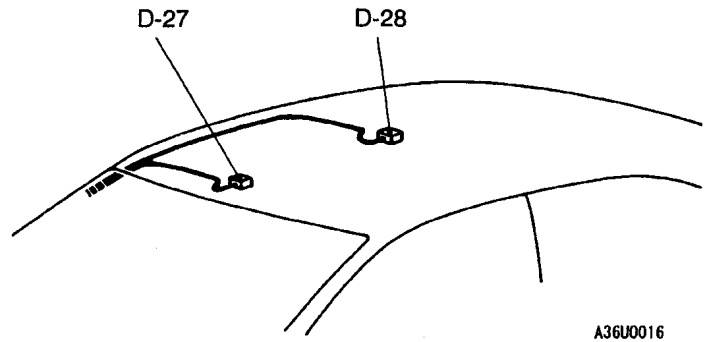
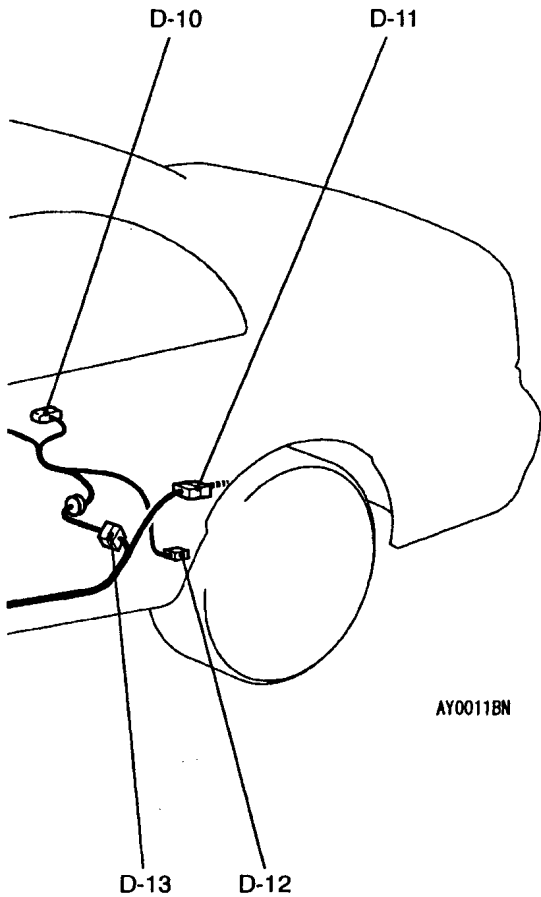
FLOOR AND ROOF

R.H. drive vehicles



D-02 (2-B)	Front door switch (Passenger's side)	D-10 (5-GR)	Fuel pump and gauge unit assembly <Petrol-powered vehicles>
D-03 (2-R)	Seat belt pretensioner (Passenger's side) <SRS>	D-10 (5-B)	Fuel gauge unit <Diesel-powered vehicles>
D-04 (8)	Rear door wiring harness (RH) and body wiring harness combination	D-11 (22)	Rear wiring harness and body wiring harness combination
D-05 (10)	Sunroof-ECU	D-12 (2-B)	Rear speed sensor (LH) <ABS>
D-06 (2)	Sunroof-ECU	D-13 (10)	Fuel pump wiring harness and body wiring harness combination
D-07 (8)	Room lamp and sunroof switch <Vehicles with sunroof>		

<Vehicles without sunroof>



D-14 (8)	Rear door wiring harness (LH) and body wiring harness combination
D-15 (2-R)	Seat belt pretensioner (Driver's side) <SRS>
D-16 (2)	Front door switch (Driver's side)
D-17 (2-B)	Rear speed sensor (RH) <ABS>
D-19 (6)	Hold switch <A/T>
D-20 (1-B)	Parking brake switch
D-24 (2)	Shift indicator illumination lamp <A/T>
D-27 (1)	Map lamp <Vehicles without sunroof>
D-28 (2)	Room lamp <Vehicles without sunroof>

D-29 (2-R)	Side air bag module (squib) <RH>
D-30 (2-GR)	Side impact sensor (RH)
D-31 (2-GR)	Side impact sensor (LH)
D-32 (2-R)	Side air bag module (squib) <LH>
D-33 (36-O)	SRS-ECU
<u>D-35</u> (2)	Catalytic temperature sensor <GDI>

NOTE

Connector numbers in are connector numbers which have been changed or added.